

July 2015 vs July 2016 Current Expense Revenue Comparison

Department Name	2015 Budget	Actual 6/30/2015	% 2015	2016 Budget	Actual 6/30/2016	% 2016	Actual dif 2015 vs 2016
WSU Extension	\$72,099	60,022	83%	\$35,000	29,598	85%	(30,424)
Assessor	210	1	0%		3	#DIV/0!	3
Auditor	619,892	358,052	58%	688,408	437,305	64%	79,253
Emergency Management	151,500	53,815	36%	63,869	0	0%	(53,815)
Facilities & Grounds	10,000	1,027	10%	218,400	30,400	14%	29,373
Human Resources	0	427		0	2,409		
Clerk	342,891	152,063	44%	273,947	156,873	57%	4,810
Commissioners	500	0		0	18,115		
Central Operations	5,848	334	6%	68,754	9,217	13%	8,882
District Court	1,018,154	580,606	57%	980,896	642,904	66%	62,298
Community Development	1,553,550	939,123	60%	1,582,950	1,197,605	76%	258,482
Parks & Trails	45,040	14,327	32%	44,450	23,884	54%	9,557
Probation Services	313,742	190,235	61%	330,605	52,307	16%	(137,929)
Juvenile Services	494,750	369,061	75%	608,094	501,915	83%	132,855
Prosecutor	384,386	151,398	39%	447,319	168,239	38%	16,841
Coroner	33,000	16,340	50%	39,000	15,220	39%	(1,120)
Sheriff	1,113,600	619,905	56%	1,214,709	404,985	33%	(214,920)
Indigent Defense	209,216	113,516	54%	146,526	44,999	31%	(68,517)
Superior Court	232,759	114,625	49%	278,592	113,973	41%	(652)
Treasurer	20,257,842	12,822,860	63%	23,593,768	13,831,084	59%	1,008,224
Indirect Payments from Other Funds	2,104,434	1,335,295	63%	2,157,908	1,649,610	76%	314,315
Totals	\$28,963,413	17,893,032	62%	\$32,773,195	19,330,644	59%	1,437,613

Treasurer Department - July 2015 vs July 2016 Comparison

Treasurer #001-260-000	2015 Budget	Actual 6/30/2015	% 2015	2016 Budget	Actual 6/30/2016	% 2016	Actual dif 2015 vs 2016
Property Taxes	\$10,826,052	6,161,983	57%	\$12,534,857	7,051,636	56%	889,653
Sales & Use Tax	3,930,000	2,437,144	62%	4,534,000	2,426,735	54%	(10,409)
Liquor Excise	238,000	132,320		246,500	177,484	72%	45,164
Criminal Justice Taxes	1,152,000	811,288	70%	1,277,000	834,359	65%	23,071
Television Cable	425,000	293,700	69%	500,000	267,382	53%	(26,318)
Excise Taxes	113,000	69,833	62%	75,000	55,819	74%	(14,014)
Forest Excise Taxes	310,000	273,742	88%	400,000	213,101	53%	(60,641)
Entitlements & Impact Pymts	199,310	198,843	100%	204,000	238,851	117%	40,008
PUD Excise	575,000	0	0%	598,000	619,347	104%	619,347
City County Assistance	713,735	419,286	59%	782,996	460,166	59%	40,880
City of Tacoma-In Lieu	183,000	107,889	59%	185,000	92,149	50%	(15,740)
Fees & Charges	21,795	46,920	215%	87,000	59,682	69%	12,762
Penalty & Int Property	975,200	656,566	67%	1,074,200	696,541	65%	39,975
Investment Interest	86,515	61,216	71%	101,501	120,558	119%	59,342
Miscellaneous Income	49,135	21,138	43%	45,557	31,185	68%	10,047
DNR & State Timber Trust	460,100	1,130,992	246%	948,157	486,090	51%	(644,902)
Totals	\$20,257,842	12,822,860	63%	\$23,593,768	13,831,084	59%	1,008,224

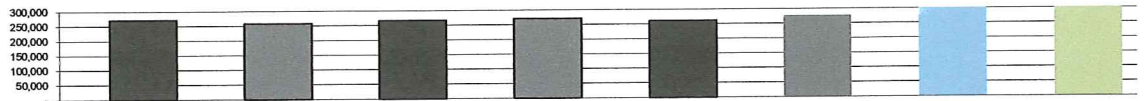
Unaudited *Benchmark for July is 58%

July Eight Year Current Expense Specific Revenue Streams Comparison

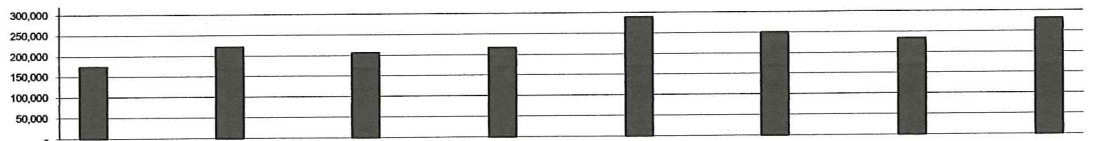
	7/31/2009	7/31/2010	7/31/2011	7/31/2012	7/31/2013	7/31/2014	7/31/2015	7/31/2016
Community Development Revenues	\$1,135,317	\$1,010,835	\$1,082,255	\$ 912,552	\$ 904,455	\$ 914,705	\$ 939,123	\$1,197,605
Detention & Correction Svcs Revenue						180,987	294,827	128,454
Current Expense Property Taxes Only	5,030,561	5,217,909	5,362,044	5,380,064	5,526,479	5,843,725	6,161,983	7,051,636
Current Expense Sales Tax Only	1,861,353	1,836,492	1,926,725	1,881,326	1,809,673	2,035,561	2,437,144	2,426,735
Criminal Justice Taxes/Entitlements	675,157	661,106	674,578	688,500	732,197	794,773	811,288	834,359

Eight Year Special Revenue Fund Taxes/Revenues Received Comparison

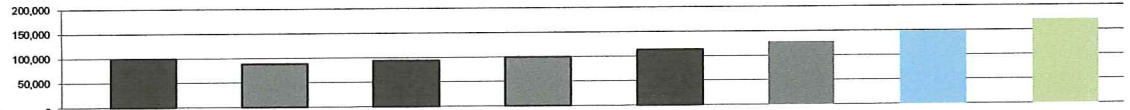
	7/31/2009	7/31/2010	7/31/2011	7/31/2012	7/31/2013	7/31/2014	7/31/2015	7/31/2016
Rural Sales & Use Tax Fund	\$ 269,714	\$ 257,351	\$ 266,292	\$ 270,380	\$ 260,757	\$ 276,431	\$ 315,202	\$ 320,060



Com Svcs-Homelessness Preven Filings	174,067	221,270	206,017	216,417	289,174	249,797	233,579	280,674
--------------------------------------	---------	---------	---------	---------	---------	---------	---------	---------




Lodging (Hotel/Motel) Tax	99,204	88,103	92,977	99,292	112,735	127,356	146,818	170,564
---------------------------	--------	--------	--------	--------	---------	---------	---------	---------



REET 1 Excise Tax Only	197,465	222,296	172,962	183,899	216,623	278,592	368,966	427,036
------------------------	---------	---------	---------	---------	---------	---------	---------	---------

REET 2 Excise Tax Only	197,465	222,296	172,962	183,899	216,623	278,592	368,966	427,036
------------------------	---------	---------	---------	---------	---------	---------	---------	---------



Unaudited

Desc	Bud	Type	YTD
Prop	(12,534,857.00)	1 Total	(7,051,636.27)
Sales Use	(4,534,000.00)	2 Total	(2,426,734.83)
Liquor excise	(246,500.00)	3 Total	(177,484.02)
Criminal Just	(1,277,000.00)	4 Total	(834,359.07)
FRANCHISE FEES	(500,000.00)	5 Total	(267,381.73)
Excise	(75,000.00)	6 Total	(55,819.09)
Forest Excise	(400,000.00)	7 Total	(213,100.79)
Entitlements	(204,000.00)	8 Total	(238,851.00)
PUD ex	(598,000.00)	9 Total	(619,346.94)
Assistance	(782,996.00)	10 Total	(460,165.55)
PILT	(185,000.00)	11 Total	(92,149.13)
Fee Charges	(87,000.00)	12 Total	(59,681.56)
Penalty and Int	(1,074,200.00)	13 Total	(696,541.11)
Interest	(101,501.00)	14 Total	(120,558.01)
Misc	(45,567.00)	15 Total	(31,185.28)
DNR & State Timber Trust	(948,157.00)	16 Total	(486,089.83)
	-	17 Total	-
	(23,593,778.00)	Grand Total	(13,831,084.21)

Desc	Bud	Type	YTD
REAL & PERSONAL PROPERTY TAXES	(9,510,857.00)	1	(6,355,060.17)
DIVERTED COUNTY ROAD PROPERTY	(1,824,000.00)	1	-
ROAD DIVERSION	(1,200,000.00)	1	(696,576.10)
Prop	(12,534,857.00)	1 Total	(7,051,636.27)
LOCAL RETAIL SALES & USE TAX	(4,500,000.00)	2	(2,407,379.83)
LOCAL PUBLIC SAFETY-CITY	(34,000.00)	2	(19,355.00)
Sales Use	(4,534,000.00)	2 Total	(2,426,734.83)
LIQUOR/BEER EXCISE TAX	(40,000.00)	3	(72,984.48)
LIQUOR CONTROL BOARD PROFITS	(204,000.00)	3	(100,842.70)
LEASEHOLD EXCISE TAX	(2,500.00)	3	(3,656.84)
Liquor excise	(246,500.00)	3 Total	(177,484.02)
CRIMINAL JUSTICE	(550,000.00)	4	(300,718.65)
CRIMINAL JUSTICE- COUNTIES	(700,000.00)	4	(513,899.16)
CRIMINAL JST-MARIJUANA ENFORCE	-	4	(3,664.82)
ADULT COURT COST-JUVENILE OFFE	(6,000.00)	4	(3,133.16)
DUI - OTHER CRIMINAL JUSTICE A	(21,000.00)	4	(12,943.28)
Criminal Just	(1,277,000.00)	4 Total	(834,359.07)
FRANCHISE FEES	(500,000.00)	5	(267,381.73)
TELEVISION CABLE	-	5	-
FRANCHISE FEES	(500,000.00)	5 Total	(267,381.73)
LEASEHOLD EXCISE TAX	(25,000.00)	6	(30,662.95)
COUNTY TREASUR COLLECTION FEE	-	6	-
EXCISE FEE SHB 11316	-	6	-
TIMBER EXCISE TAX	(50,000.00)	6	(25,156.14)
Excise	(75,000.00)	6 Total	(55,819.09)
FOREST EXCISE TAX	(400,000.00)	7	(213,100.79)
Forest Excise	(400,000.00)	7 Total	(213,100.79)
PAYMENT IN LIEU OF TAX/B. OF L	(200,000.00)	8	(238,851.00)
DNR PILT NAP / NRCA	(4,000.00)	8	-
ROAD DIVERSION	-	8	-
Entitlements	(204,000.00)	8 Total	(238,851.00)
PUD PRIVILEGE TAX	(598,000.00)	9	(619,346.94)
PUD ex	(598,000.00)	9 Total	(619,346.94)
CITY-COUNTY ASSISTANCE	(782,996.00)	10	(460,165.55)
Assistance	(782,996.00)	10 Total	(460,165.55)
IN LIEU OF-CITY OF TACOMA	(185,000.00)	11	(92,149.13)
PILT	(185,000.00)	11 Total	(92,149.13)
TREASURERS' FEES	-	12	-
INTERFUND PYMT-MENTAL HEALTH	-	12	-
PAYMNT FOR SRVCS-MASON LK DIST	(450.00)	12	(464.00)
PAYMNT FOR SRVCS-ISLAND LK FND	(125.00)	12	(120.00)
CHARGES FOR SRVCS-MACECOM	(2,500.00)	12	(1,301.11)
RETURNED REMITTANCE(NSF) FEES	(1,800.00)	12	(1,220.00)
REET COLLECTION FEES	(57,500.00)	12	(40,382.60)
REET COLLECTIONS COSTS	(8,500.00)	12	(4,833.22)
TREAS. FIRE PROTECTION ASSESSM	(14,700.00)	12	(9,735.37)
TREAS OTHER WORD PROCESSING	(25.00)	12	(6.00)
COPY PRINTING	-	12	(19.26)
DATA PROCESSING SERVICES	(1,400.00)	12	(1,600.00)
Fee Charges	(87,000.00)	12 Total	(59,681.56)
PENALTY ON REAL & PERSONAL PRO	(350,000.00)	13	(213,432.17)
FAILURE TO LIST PERSONAL PROP	(14,000.00)	13	(8,206.18)
INTEREST ON DELINQUENT PR TAX	(650,000.00)	13	(388,620.59)
EXCISE TAX DELINQUENT INTEREST	(100.00)	13	(11.23)
GAMBLING TAX	(100.00)	13	-
TREASURER TAX FORECLOSURE TRUS	(60,000.00)	13	(86,270.94)
Penalty and Int	(1,074,200.00)	13 Total	(696,541.11)
INVESTMENT INTEREST	(95,000.00)	14	(111,711.89)
INVESTMENT SERVICE FEES(TREAS.	(5,000.00)	14	(5,850.77)
INT.ON CONT.NOTES-ACCTS.HELD,S	(1,000.00)	14	(2,783.14)
OTHER INTEREST INCOME	(500.00)	14	(212.21)
OTHER INTEREST EARNINGS	(1.00)	14	-
Interest	(101,501.00)	14 Total	(120,558.01)
OTHER STATUTORY CERTIFYING & C	(5.00)	15	-
GAMBLING TAX PENALTY	(1,000.00)	15	(650.00)
LEASES-SPACE & FAC./ST FOREST	(21,000.00)	15	(21,663.71)
UNCLAIMED MONEY/PROCEEDS-SALES	(1,200.00)	15	(2,469.59)
PROCEEDS-SALE TAX TITLE PROP/R	-	15	(2,469.59)
INDIRECT CHARGESMENTAL HEALTH	(800.00)	15	-

Desc	Bud	Type	YTD
OTHR WOOD PROCESSING, PRI, DUP	(18,000.00)	15	(1,690.00)
CASHIER'S OVERAGES AND SHORTAG	(10.00)	15	307.69
TAX DISTRIBUTION ROUNDING	(10.00)	15	35.81
OTHER MISCELLANEOUS REVENUES	(500.00)	15	144.46
DNR OTHER TRUST 2	(10.00)	15	(46.00)
DNR PILT NAP/NRCA	(10.00)	15	(46.00)
UNCLAIMED MONEY	(10.00)	15	(60.71)
LEASEHOLD EXCISE TAX INT-RD DIV	(1.00)	15	(0.23)
LEASEHOLD EXCISE TAX INTEREST	(1.00)	15	(1.74)
OTHER INTEREST EARNINGS	(10.00)	15	(15.00)
SPACE AND FACILITIES LEASES	(3,000.00)	15	(2,560.67)
Misc	(45,567.00)	15 Total	(31,185.28)
DNR OTHER TRUST 2	(100.00)	16	(389.19)
STATE DNR TIMBER TRUST REVENUE	(848,057.00)	16	(434,359.79)
STATE DNR TIMBER TRANSFER TRUS	-	16	-
DNR TIMBER TRUST 1	(100,000.00)	16	(51,340.85)
DNR & State Timber Trust	(948,157.00)	16 Total	(486,089.83)
RD.DIVERSION COMP, REFOREST, O	-	17	-
ROAD DIV/COMP RFST,OPEN SPACE	-	17	-
SALES TAX TITLE PROPERTY	-	17	-
TAX FORECLOSURE TRUST	-	17	-
CRIMINAL JUSTIC/CO PRT OF CITT	-	17	-
LEASEHOLD EXCISE TAX INTEREST	-	17	-
RD.DIVERSION LEASEHOLD EXCISE	-	17	-
LEASEHOLD EXCISE TAX INT RD DI	-	17	-
ROAD DIVERSION FRST EXCISE TAX	-	17	-
RD.DIVERS.ST.FOR.BRD.LAND-DNR-	-	17	-
TREASURER'S FEES-RECORDS SRCH	-	17	-
PUBLIC DISCLOSE PROCESS,PRINT	-	17	-
DATA PROCESSING SERVICES	-	17	-
PUBLIC DISCLOSURE CHGS SRVCS	-	17	-
RESOURCE / REVENUE ACCOUNTS	-	17	-
PENALTY-SPECIAL ASSESSMENTS	-	17	-
LEASEHOLD EXCISE TAX INTEREST	-	17	-
LEASEHLD EXCISE TAX INT RD DIV	-	17	-
ADMIN. FEE REBATE/LOCAL GOVT I	-	17	-
RD DIV/OTHER INT OR DIV EARNED	-	17	-
INTEREST ON ADVANCE TRAVEL	-	17	-
OTHER TAXES PENALTY / INTEREST	-	17	-
CHARGES FOR SRVCS-MENT HEALTH	-	17	-
INTEREST-SPECIAL ASSESSMENTS	-	17	-
RD.DIVERS.SPACE&FAC LEASES/LON	-	17	-
GIFTS/PLEDGES/GRANTS-PRIVATE	-	17	-
AGENCY TYPE DEPOSIT	-	17	-
OTHER NON-REV (SUSPENSE CLRG)	-	17	-
OTHER NON-REV/ROAD DIVERSION	-	17	-
NON-REVENUE REIMBURSE	-	17	-
	-	17 Total	-
	(23,593,778.00)	Grand Tot	(13,831,084.21)

July 2015 vs July 2016 Expenditure Comparison for Current Expense							
Department Name	2015 Budget	Actual 7/31/15	% 2015	2016 Budget	Actual 7/31/16	% 2016	Actual dif 2015 vs 2016
WSU Extension	\$ 278,071	\$ 137,511	49%	\$ 288,589	\$ 125,277	43%	(12,234)
Assessor	1,217,412	683,740	56%	1,298,203	729,503	56%	45,763
Auditor	1,207,763	677,672	56%	1,346,608	694,800	52%	17,128
Board of Equalization							0
Emergency Management	251,853	162,547	65%	292,667	140,000	48%	(22,548)
Facilities & Grounds	1,073,966	569,835	53%	1,152,105	662,563	58%	92,728
Human Resources/ Risk Mngt	543,119	298,723	55%	561,234	271,681	48%	(27,042)
Civil Service	-	-	#DIV/0!	-	-	0%	0
Clerk	750,049	411,365	55%	831,850	454,573	55%	43,209
Commissioners	322,465	184,774	57%	342,640	189,867	55%	5,093
Central Operations	443,641	224,108	51%	655,351	313,741	48%	89,634
District Court	988,170	518,336	52%	1,034,104	567,823	55%	49,487
DCD-Bldng & Planning	1,589,272	757,475	48%	1,842,064	819,178	44%	61,703
Parks & Trails	476,245	273,388	57%	560,757	296,433	53%	23,045
Probation Services	801,865	416,221	52%	940,173	414,880	44%	(1,341)
Juvenile Facility	983,967	482,005	49%	929,058	600,482	65%	118,477
Prosecutor	1,672,200	795,132	48%	1,840,506	847,762	46%	52,630
Coroner	242,709	140,481	58%	300,590	158,167	53%	17,686
Sheriff	12,661,681	7,045,835	56%	13,570,825	7,953,414	59%	907,579
Courthouse Security	187,676	79,967	43%	192,434	118,665	62%	38,697
Indigent Defense	816,159	474,923	58%	906,019	563,119	62%	88,196
Superior Court	1,120,018	550,931	49%	1,236,471	562,021	45%	11,089
Treasurer	770,916	471,802	61%	831,953	531,486	64%	59,683
Non Departmental	2,274,143	898,738	40%	2,909,285	2,007,538	69%	1,108,801
Transfers Out to Other Funds	1,209,494	682,119	56%	2,909,948	846,602	29%	164,483
Totals	\$ 31,882,854	\$ 16,937,629	53%	\$ 36,773,434	\$ 19,869,576	54%	2,931,946
Unaudited *Benchmark for June is 58%							

SALES TAX REVENUE COMPARISON REPORT

YEARLY SALES TAX REVENUE COMPARISON REPORT

REVENUE MONTH	2009 REVENUE	2010 REVENUE	DIFFERENCE
TOTAL COLLECTED REVENUE	\$ 3,359,286.26	\$ 3,355,584.28	\$ (3,701.98)
REVENUE BUDGETED	\$ 3,426,000.00	\$ 3,000,000.00	
DIFFERENCE	\$ (66,713.74)	\$ 355,584.28	

REVENUE MONTH	2011 REVENUE	2012 REVENUE	DIFFERENCE
TOTAL COLLECTED REVENUE	\$ 3,496,352.67	\$ 3,406,047.39	\$ (90,305.28)
REVENUE BUDGETED	\$ 3,200,000.00	\$ 3,200,000.00	
DIFFERENCE	\$ 296,352.67	\$ 206,047.39	

REVENUE MONTH	2012 REVENUE	2013 REVENUE	DIFFERENCE
TOTAL COLLECTED REVENUE	\$ 3,406,047.39	\$ 3,463,112.49	\$ 57,065.10
REVENUE BUDGETED	\$ 3,200,000.00	\$ 3,200,000.00	
DIFFERENCE	\$ 206,047.39	\$ 263,112.49	

REVENUE MONTH	2013 REVENUE	2014 REVENUE	DIFFERENCE
TOTAL COLLECTED REVENUE	\$ 3,463,112.49	\$ 3,921,297.73	\$ 458,185.24
REVENUE BUDGETED	\$ 3,200,000.00	\$ 3,200,000.00	
DIFFERENCE	\$ 263,112.49	\$ 721,297.73	

REVENUE MONTH	2014 REVENUE	2015 REVENUE	DIFFERENCE
TOTAL COLLECTED REVENUE	\$ 3,921,297.73	\$ 4,446,440.97	\$ 525,143.24
REVENUE BUDGETED	\$ 3,200,000.00	\$ 3,900,000.00	
DIFFERENCE	\$ 721,297.73	\$ 546,440.97	

MONTHLY SALES TAX REVENUE COMPARISON REPORT

2015 - 2016

REVENUE MONTH	2015 REVENUE	2016 REVENUE	DIFFERENCE
JANUARY	\$ 307,593.67	\$ 290,714.65	\$ (16,879.02)
FEBRUARY	\$ 379,593.02	\$ 418,403.10	\$ 38,810.08
MARCH	\$ 318,778.18	\$ 281,348.25	\$ (37,429.93)
APRIL	\$ 330,494.31	\$ 294,279.81	\$ (36,214.50)
MAY	\$ 354,745.11	\$ 377,504.00	\$ 22,758.89
JUNE	\$ 333,896.49	\$ 355,685.44	\$ 21,788.95
JULY	\$ 394,026.22	\$ 408,800.00	\$ 14,773.78
AUGUST	\$ 422,229.66	\$ 483,060.00	\$ 60,830.34
SEPTEMBER	\$ 421,890.42	\$ 430,017.00	\$ 8,126.58
OCTOBER	\$ 409,003.41	\$ 473,642.00	\$ 64,638.59
NOVEMBER	\$ 412,916.41		\$ (412,916.41)
DECEMBER	\$ 361,274.07		\$ (361,274.07)
TOTAL COLLECTED REVENUE	\$ 4,446,440.97	\$ 3,813,454.25	
REVENUE BUDGETED	\$ 3,900,000.00	\$ 4,534,000.00	
DIFFERENCE	\$ 546,440.97	\$ (720,545.75)	

COUNTY PORTION OF CITY OF SHELTON CRIMINAL JUSTICE SALES TAX REPORT

2012 - 2013

REVENUE MONTH	2012 REVENUE	2013 REVENUE		
TOTAL COLLECTED REVENUE	\$ 19,220.87	\$ 32,061.19	\$	12,840.32
REVENUE BUDGETED	\$ -	\$ 30,000.00		
DIFFERENCE	\$ 19,220.87	\$ 2,061.19		
	June - December	January - December		
TOTAL COLLECTED REVENUE	\$ 32,061.19	\$ 32,004.08	\$	(32,004.08)
REVENUE BUDGETED	\$ 30,000.00	\$ 30,000.00		
DIFFERENCE	\$ 2,061.19	\$ 2,004.08		

COUNTY PORTION OF CITY OF SHELTON CRIMINAL JUSTICE SALES TAX REPORT

2013-2016

REVENUE MONTH	2013 REVENUE	2014 REVENUE	2015 REVENUE	2016 REVENUE		
JANUARY	\$ 2,673.04	\$ 2,517.57	\$ 1,895.01	\$ 2,546.16	\$	651.15
FEBRUARY	\$ 3,317.38	\$ 2,996.92	\$ 2,984.70	\$ 3,322.84	\$	338.14
MARCH	\$ 2,426.91	\$ 2,213.16	\$ 2,549.54	\$ 2,258.84	\$	(290.70)
APRIL	\$ 2,301.77	\$ 2,429.01	\$ 2,426.37	\$ 2,503.89	\$	77.52
MAY	\$ 2,790.60	\$ 2,604.31	\$ 2,740.30	\$ 2,968.56	\$	228.26
JUNE	\$ 2,397.16	\$ 2,423.89	\$ 2,511.94	\$ 2,892.05	\$	380.11
JULY	\$ 2,649.74	\$ 2,622.67	\$ 2,908.67	\$ 2,862.66	\$	(46.01)
AUGUST	\$ 2,753.79	\$ 2,891.32	\$ 2,961.00		\$	(2,961.00)
SEPTEMBER	\$ 2,572.30	\$ 2,818.52	\$ 2,801.30		\$	(2,801.30)
OCTOBER	\$ 2,698.93	\$ 2,785.39	\$ 2,719.15		\$	(2,719.15)
NOVEMBER	\$ 2,744.78	\$ 2,952.22	\$ 2,941.87		\$	(2,941.87)
DECEMBER	\$ 2,734.79	\$ 2,749.10	\$ 2,675.70		\$	(2,675.70)
TOTAL COLLECTED REVENUE	\$ 32,061.19	\$ 32,004.08	\$ 32,115.55	\$ 19,355.00	\$	(12,760.55)
REVENUE BUDGETED	\$ 30,000.00	\$ 30,000.00	\$ 30,000.00	\$ 30,001.00		
DIFFERENCE	\$ 2,061.19	\$ 2,004.08	\$ 2,115.55	\$ (10,646.00)		