



Mason County Finance Committee Report

2024 Second Quarter (April - June) Submitted July 31, 2024

Mason County Finance Committee
 Lisa Frazier, Mason County Treasurer
 Steve Duenkel, Mason County Auditor
 Sharon Trask, Mason County Commissioner

RCW 36.48.070

County finance committee — Approval of investment policy and debt policy — Rules.

The county treasurer, the county auditor, and the chair of the county legislative authority, ex officio, shall constitute the county finance committee. The county treasurer shall act as chair of the committee and the county auditor as secretary thereof. The committee shall keep a full and complete record of all its proceedings in appropriate books of record and all such records and all correspondence relating to the committee shall be kept in the office of the county auditor and shall be open to public inspection. The committee shall approve a county investment policy and a debt policy and shall make appropriate rules and regulations for the carrying out of the provisions of RCW 36.48.010 through 36.48.060, not inconsistent with law.

36.48.010

Depositaries to be designated by treasurer.

36.48.040

Depositaries to be designated by treasurer -- Deposited funds deemed in county treasury.

36.48.050

Depositaries to be designated by treasurer -- Treasurer's liability and bond additional.

36.48.060

Definition -- "Financial institution."

CE CASH BALANCE AS OF

June 30, 2024	\$	28,868,629.60	<i>Note: - \$432,785.16 for same period 2023</i>
March 29, 2024	\$	25,804,027.12	<i>Note: + \$388,933.80 for same period 2023</i>
December 31, 2023	\$	27,361,801.93	<i>Note: + \$864,635.54 for same period 2022</i>
September 30, 2023	\$	28,296,767.15	<i>Note: + \$3,040,391.88 for same period 2022</i>
June 30, 2023	\$	29,301,414.76	<i>Note: + \$2,830,176.92 for same period 2022</i>
March 31, 2023	\$	25,415,093.32	<i>Note: + \$4,009,863.11 for same period 2022</i>
December 31, 2022	\$	26,497,166.39	<i>Note: + \$4,961,209.26 for same period 2021</i>
December 31, 2021	\$	21,535,957.13	<i>Note: + \$5,430,352.61 for same period 2020</i>
December 31, 2020	\$	16,105,604.52	<i>Note: + \$4,029,284.40 for same period 2019</i>
December 31, 2019	\$	12,076,320.12	<i>Note: + \$4,242,643.62 for same period 2018</i>

GENERAL FUND RESERVE AND CONTINGENCY POLICY 2021-034

Year	2023 Expenditures	Percentage	Policy Balance	6/30/2024	Difference	Less Reserves
General Operating 2024	\$ 44,999,637.56	15%	\$ 6,749,945.63	\$ 28,868,629.60	\$ 22,118,683.97	\$ 14,218,683.97
General Operating 2024	\$ 44,999,637.56	20%	\$ 8,999,927.51	\$ 28,868,629.60	\$ 19,868,702.09	\$ 11,968,702.09
General Operating 2024	\$ 44,999,637.56	25%	\$ 11,249,909.39	\$ 28,868,629.60	\$ 17,618,720.21	\$ 9,718,720.21

Reserves 2024

Contingency Reserve	\$ 1,000,000.00
Technology Replacement Reserve	\$ 400,000.00
Equipment & Vehicle Replacement Reserve	\$ 1,000,000.00
Accrued Leave Reserve	\$ 500,000.00
Capital Reserve	\$ 5,000,000.00
Total Reserves	\$ 7,900,000.00

County Debt Recap

As of May 27, 2021

Remaining Non Voted Debt Capacity	\$	107,238,013.00
Voted Debt Capacity	\$	95,923,650.00
Remaining Debt Capacity	\$	203,161,663.00

County Debt Outstanding as of 6/30/2024

See detailed report attached

* most debt payments have an interest payment June 1
and a principle & interest payment on December 1

Finance Committee Business

OLD BUSINESS:

Skokomish River Ecosystem Restoration Project- Loretta Swanson

Real estate acquisition continues. Construction award target date is February 2026, and construction beginning that summer. The County's share of the construction cost will be requested by the Army Corps of Engineers prior to Feb 2026. The County's share will come from a Department of Ecology grant administered by Mason Conservation District. The Corps and Ecology are discussing the possibility of a direct transfer from the grant to the Corps. This would eliminate the need for the County to secure a short-term loan. Still no resolution on this topic. 6/30/2024 - No update

Belfair Wastewater System Extension Update - Loretta Swanson

Substantial completion was issued and the Public Works Board project completion report submitted to lock in at .54% interest rate. Final Loan documents to be reviewed and approved. As it sits, we anticipate the loan amount to be \$2,787,844.39 (less 5% Loan Forgiveness). More details will be provided later. 6/30/2024 - No Update

Shetland Road RID (Road Improvement District) - Loretta Swanson/Lisa Frazier

Citizens have petitioned to form a Road Improvement District for Shetland Road. Public Works will bring forward a request to set a hearing date and resolution of intention to create the RID by end of month. If created, we plan to make the improvements (estimated cost - \$365,000.00) this summer. Once completed, there is a second hearing certifying the actual cost and final assessment roll. The Road Fund can make the initial expenditure in 2024 as a short term loan per county policy (it is in the approved budget) but an outside loan needs to be secured in 2025. This loan will be repaid by the RID special assessment that would begin in 2025. 6/30/2024 Update: Hearing to create district is scheduled for August 13, 2024. Treasurer has been researching banks that may be interested in loaning funds to refund Public Works. There are two banks with some interest in the loaning funds. It looks like interest rates would be in the 5% range, with a 10 year loan term.

New Business:

Respectfully Submitted:

Elisabeth (Lisa) Frazier

Mason County Treasurer



Mason County Treasurer
 Elisabeth (Lisa) Frazier
 PO Box 429, 411 N 5th Street
 Shelton, WA 98584
 360-427-9670 ext 475

Financial Statement
 June 2024

001.000000.000.000 CURRENT EXPENSE FUND

Beginning Cash Balance \$29,213,875.05 ✓

Tax Collections	\$115,204.25
Accounts Receivable/Misc Receipts	\$3,194,946.47
Transfers In	\$0.00

Total Revenue \$3,310,150.72

Accounts Payable/Warrants	\$3,655,396.17
Transfers Out	\$0.00

Total Expense \$3,655,396.17

Ending Cash Balance \$28,868,629.60

Investment Activity

6/1/2024	Beginning Investments Balance	\$0.00
	Investments Acquired	\$0.00
	Investments Sold	\$0.00
6/30/2024	Ending Investments Balance	\$0.00

Total Cash and Investments \$28,868,629.60

6



Mason County Treasurer
 Elisabeth (Lisa) Frazier
 PO Box 429, 411 N 5th Street
 Shelton, WA 98584
 360-427-9670 ext 475

Financial Statement
 June 2024

800.000000.000.000 TREASURER'S DAILY CASH

Beginning Cash Balance **-29,735,681.71**

Tax Collections	\$0.00	
Accounts Receivable/Misc Receipts	\$0.00	
Transfers In	\$16,495,682.94	✓
Total Revenue	\$16,495,682.94	

Accounts Payable/Warrants	\$0.00	
Transfers Out	\$12,147,891.36	✓
Total Expense	\$12,147,891.36	

Ending Cash Balance **-25,387,890.13**

Investment Activity

6/1/2024	Beginning Investments Balance	\$56,720,715.67	✓
	Investments Acquired	\$12,147,891.36	✓
	Investments Sold	\$16,495,682.94	✓
6/30/2024	Ending Investments Balance	\$52,372,924.09	✓

Total Cash and Investments **\$26,985,033.96**



Mason County, WA
Investment Activity

Effective Date From: 6/1/2024 to 6/30/2024

Fund Code	Account Name	Account Description	Beginning Balance	Investments Acquired	Investments Liquidated	Ending Balance
800-000000-000-010	TREASURER DAILY CASH - ST POOL	CASH IN INVESTMENTS ST POOL	42,429,583.21	10,779,299.21	14,969,548.01	38,239,334.41
800-000000-000-030	TREASURER DAILY CASH - AGENCY	CASH IN INVESTMENTS AGENCY BND	14,086,439.68	297,150.00	250,000.00	14,133,589.68
Grand Total			56,720,715.67	12,147,891.36	16,495,682.94	52,372,924.09

20

Investment Statement Balance Sheet

Date: 6/30/2024

BYN MELLON Custodian	Treasurer's Cash Sheet	
Statement Investments Held	Custodial Investments	Difference
\$ 13,884,784.18	\$ 14,133,589.68	\$ 248,805.50

Difference: Investment
matured 6/28/24, funds received 7/1/24

Balanced by: HB



BNY MELLON

The Bank of New York Mellon Trust Company, N.A.

Account Statement

Statement Period 06/01/2024 Through 06/30/2024

Account 00232530 Base Currency = USD
MASON COUNTY TREASURER

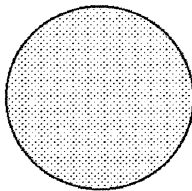
CLIENT SERVICE MANAGER: LAUREN DEHNER
4655 SALISBURY RD STE 300
AIM-324-0000
JACKSONVILLE, FL 32256
904-645-1918
LAUREN.DEHNER@BNYMELLON.COM

Go Paperless.
Securely access your accounts online to view your statements. Ask your BNY Mellon contact how we can help you access your account balances and activity in real time, receive your reports, enter your own transactions or submit an audit confirmation online. Also be sure to ask how NEXEN(SM) Gateway, our new cloud-based ecosystem, can help you.

Visit us at www.bnymellon.com

Account Overview

Percent of all Investments	Asset Classification	Market Value
100%	FIXED INCOME	13,733,743.05
100%	TOTAL OF ALL INVESTMENTS	13,733,743.05



Summary of Assets Held by Asset Classification

Asset Classification	Market Value	Cost	Accrued Income	Estimated Annual Income	Market Yield
FIXED INCOME	13,733,743.05	13,884,784.18	56,178.34	226,705.95	1.65 %
ACCOUNT TOTALS	13,733,743.05	13,884,784.18	56,178.34	226,705.95	1.65 %

Summary of Cash Transactions by Transaction Category

Transaction Category	Current Period		Year-to-Date	
	Income	Principal	Income	Principal
OPENING BALANCE	55,927.79 -	55,927.79	37,286.91 -	37,286.91
INTEREST	9,425.00	0.00	92,781.50	0.00
MUNICIPAL BOND INTEREST	3,395.25	0.00	16,499.48	0.00
SALES AND REDEMPTIONS	0.00	500,000.00	0.00	2,030,000.00
OTHER CASH ADDITIONS	0.00	305,486.46	0.00	2,370,230.26



BNY MELLON

The Bank of New York Mellon Trust Company, N.A.

Statement Period 06/01/2024 Through 06/30/2024
 Account 00232530 Base Currency = USD
 MASON COUNTY TREASURER

Summary of Cash Transactions by Transaction Category - Continued

Transaction Category	Current Period			Year-to-Date		
	Income	Principal	Realized Gains/Losses	Income	Principal	Principal
OTHER CASH DISBURSEMENTS	12,820.25 -	507,862.50 -	0.00	109,280.98 -	2,053,671.75 -	2,053,671.75 -
PURCHASES	473.96 -	297,150.00 -	0.00	19,114.84 -	2,327,443.67 -	2,327,443.67 -
CLOSING BALANCE	56,401.75 -	56,401.75	1,194.50	56,401.75 -	56,401.75	56,401.75

The above cash transactions summary is provided for information purposes only and may not reflect actual taxable income or deductible expenses as reportable under the Internal Revenue Code.

=



BNY MELLON

The Bank of New York Mellon Trust Company, N.A.

Statement Period 06/01/2024 Through 06/30/2024
Account 00232530 Base Currency = USD
MASON COUNTY TREASURER

Statement of Assets Held by Asset Classification

Shares/Par Value	Asset Description	Market Price	Market Value	Cost	Average Cost	Accrued Income	Estimated Income	Market Yield
250,000.000	FIXED INCOME UNITED STATES TREASURY NOTE/BOND CUSIP: 91282CCL3 MATURITY DATE: 07/15/2024 RATE: 0.375% MOODY'S Aaa	99.80900	249,522.50	249,813.75	99.92550	427.54	937.50	0.38%
250,000.000	UNITED STATES TREASURY STRIP COUPON CUSIP: 912833LS7 MATURITY DATE: 08/15/2024 RATE: 0.000%	99.35300	248,382.50	247,405.50	98.96220	0.00	0.00	0.00%
500,000.000	FEDERAL HOME LOAN BANKS CUSIP: 3130ACRP0 MATURITY DATE: 08/23/2024 RATE: 1.400%	99.39500	496,975.00	500,000.00	100.00000	2,450.00	7,000.00	1.41%
547,000.000	FEDERAL FARM CREDIT BANKS FUNDING CORP CUSIP: 3133EMCNO MATURITY DATE: 10/15/2024 RATE: 0.400%	98.44000	538,466.80	513,655.43	93.90410	449.76	2,188.00	0.41%
250,000.000	FEDERAL FARM CREDIT BANKS FUNDING CORP CUSIP: 3133EK6J0 MATURITY DATE: 11/08/2024 RATE: 1.625%	98.63000	246,575.00	250,000.00	100.00000	575.52	4,062.50	1.65%
250,000.000	FEDERAL FARM CREDIT BANKS FUNDING CORP CUSIP: 3133EMQQ8 MATURITY DATE: 11/12/2024 RATE: 0.300%	98.01200	245,030.00	249,906.75	99.96270	97.92	750.00	0.31%
250,000.000	PIERCE COUNTY SCHOOL DISTRICT NO 10 TACOMA CUSIP: 72042ZS2 MATURITY DATE: 12/01/2024 RATE: 0.693%	98.08900	245,222.50	234,465.00	93.78600	134.75	1,732.50	0.71%
250,000.000	FEDERAL HOME LOAN MORTGAGE CORP CUSIP: 3134GXGY4 MATURITY DATE: 12/23/2024 RATE: 0.375%	97.67400	244,185.00	250,337.00	100.13480	15.63	937.50	0.38%
250,000.000	FEDERAL HOME LOAN BANKS CUSIP: 3130AKMR4 MATURITY DATE: 01/15/2025 RATE: 0.330%	97.30300	243,257.50	250,000.00	100.00000	375.83	825.00	0.34%

12



BNY MELLON


The Bank of New York Mellon Trust Company, N.A.

Statement Period 06/01/2024 Through 06/30/2024
Account 00232530 Base Currency = USD
MASON COUNTY TREASURER

Statement of Assets Held by Asset Classification - Continued

Shares/Par Value	Asset Description	Market Price	Market Value	Cost	Average Cost	Accrued Income	Estimated Income	Market Yield
250,000,000	MOODY'S Aaa S&P AA+ FEDERAL HOME LOAN BANKS CUSIP: 3130AUJ98 MATURITY DATE: 02/14/2025 RATE: 5.000% MOODY'S Aaa S&P AA+ FEDERAL HOME LOAN BANKS CUSIP: 3130AURS5 MATURITY DATE: 03/14/2025 RATE: 4.250% MOODY'S Aaa S&P AA+ UNITED STATES TREASURY NOTE/BOND CUSIP: 912828ZL7 MATURITY DATE: 04/30/2025 RATE: 0.375% MOODY'S Aaa FEDERAL HOME LOAN MORTGAGE CORP CUSIP: 3134GVVPT MATURITY DATE: 05/27/2025 RATE: 0.500% MOODY'S Aaa FEDERAL NATIONAL MORTGAGE ASSOCIATION CUSIP: 3135G04Z3 MATURITY DATE: 06/17/2025 RATE: 0.500% MOODY'S Aaa S&P AA+ FEDERAL HOME LOAN MORTGAGE CORP CUSIP: 3137EAEU9 MATURITY DATE: 07/21/2025 RATE: 0.375% MOODY'S Aaa S&P AA+ FEDERAL NATIONAL MORTGAGE ASSOCIATION CUSIP: 3135G05X7 MATURITY DATE: 08/25/2025 RATE: 0.375% MOODY'S Aaa S&P AA+ FEDERAL HOME LOAN MORTGAGE CORP CUSIP: 3137EAEX3 MATURITY DATE: 09/23/2025 RATE: 0.375% MOODY'S Aaa S&P AA+ FEDERAL FARM CREDIT BANKS FUNDING CORP CUSIP: 3133EHJR5	99.65600	249,140.00	249,764.50	99.90580	4,687.50	12,500.00	5.02%
250,000,000	MOODY'S Aaa S&P AA+ FEDERAL HOME LOAN BANKS CUSIP: 3130AUJ98 MATURITY DATE: 02/14/2025 RATE: 5.000% MOODY'S Aaa S&P AA+ FEDERAL HOME LOAN BANKS CUSIP: 3130AURS5 MATURITY DATE: 03/14/2025 RATE: 4.250% MOODY'S Aaa S&P AA+ UNITED STATES TREASURY NOTE/BOND CUSIP: 912828ZL7 MATURITY DATE: 04/30/2025 RATE: 0.375% MOODY'S Aaa FEDERAL HOME LOAN MORTGAGE CORP CUSIP: 3134GVVPT MATURITY DATE: 05/27/2025 RATE: 0.500% MOODY'S Aaa FEDERAL NATIONAL MORTGAGE ASSOCIATION CUSIP: 3135G04Z3 MATURITY DATE: 06/17/2025 RATE: 0.500% MOODY'S Aaa S&P AA+ FEDERAL HOME LOAN MORTGAGE CORP CUSIP: 3137EAEU9 MATURITY DATE: 07/21/2025 RATE: 0.375% MOODY'S Aaa S&P AA+ FEDERAL NATIONAL MORTGAGE ASSOCIATION CUSIP: 3135G05X7 MATURITY DATE: 08/25/2025 RATE: 0.375% MOODY'S Aaa S&P AA+ FEDERAL HOME LOAN MORTGAGE CORP CUSIP: 3137EAEX3 MATURITY DATE: 09/23/2025 RATE: 0.375% MOODY'S Aaa S&P AA+ FEDERAL FARM CREDIT BANKS FUNDING CORP CUSIP: 3133EHJR5	99.27700	248,192.50	248,509.25	99.40370	3,098.96	10,625.00	4.28%
250,000,000	MOODY'S Aaa S&P AA+ UNITED STATES TREASURY NOTE/BOND CUSIP: 912828ZL7 MATURITY DATE: 04/30/2025 RATE: 0.375% MOODY'S Aaa FEDERAL HOME LOAN MORTGAGE CORP CUSIP: 3134GVVPT MATURITY DATE: 05/27/2025 RATE: 0.500% MOODY'S Aaa FEDERAL NATIONAL MORTGAGE ASSOCIATION CUSIP: 3135G04Z3 MATURITY DATE: 06/17/2025 RATE: 0.500% MOODY'S Aaa S&P AA+ FEDERAL HOME LOAN MORTGAGE CORP CUSIP: 3137EAEU9 MATURITY DATE: 07/21/2025 RATE: 0.375% MOODY'S Aaa S&P AA+ FEDERAL NATIONAL MORTGAGE ASSOCIATION CUSIP: 3135G05X7 MATURITY DATE: 08/25/2025 RATE: 0.375% MOODY'S Aaa S&P AA+ FEDERAL HOME LOAN MORTGAGE CORP CUSIP: 3137EAEX3 MATURITY DATE: 09/23/2025 RATE: 0.375% MOODY'S Aaa S&P AA+ FEDERAL FARM CREDIT BANKS FUNDING CORP CUSIP: 3133EHJR5	96.12900	240,322.50	248,044.25	99.21770	152.85	937.50	0.39%
500,000,000	MOODY'S Aaa S&P AA+ FEDERAL HOME LOAN MORTGAGE CORP CUSIP: 3134GVVPT MATURITY DATE: 05/27/2025 RATE: 0.500% MOODY'S Aaa FEDERAL NATIONAL MORTGAGE ASSOCIATION CUSIP: 3135G04Z3 MATURITY DATE: 06/17/2025 RATE: 0.500% MOODY'S Aaa S&P AA+ FEDERAL HOME LOAN MORTGAGE CORP CUSIP: 3137EAEU9 MATURITY DATE: 07/21/2025 RATE: 0.375% MOODY'S Aaa S&P AA+ FEDERAL NATIONAL MORTGAGE ASSOCIATION CUSIP: 3135G05X7 MATURITY DATE: 08/25/2025 RATE: 0.375% MOODY'S Aaa S&P AA+ FEDERAL HOME LOAN MORTGAGE CORP CUSIP: 3137EAEX3 MATURITY DATE: 09/23/2025 RATE: 0.375% MOODY'S Aaa S&P AA+ FEDERAL FARM CREDIT BANKS FUNDING CORP CUSIP: 3133EHJR5	95.65500	478,275.00	499,013.50	99.80270	222.22	2,500.00	0.52%
270,000,000	MOODY'S Aaa S&P AA+ FEDERAL NATIONAL MORTGAGE ASSOCIATION CUSIP: 3135G04Z3 MATURITY DATE: 06/17/2025 RATE: 0.500% MOODY'S Aaa S&P AA+ FEDERAL HOME LOAN MORTGAGE CORP CUSIP: 3137EAEU9 MATURITY DATE: 07/21/2025 RATE: 0.375% MOODY'S Aaa S&P AA+ FEDERAL NATIONAL MORTGAGE ASSOCIATION CUSIP: 3135G05X7 MATURITY DATE: 08/25/2025 RATE: 0.375% MOODY'S Aaa S&P AA+ FEDERAL HOME LOAN MORTGAGE CORP CUSIP: 3137EAEX3 MATURITY DATE: 09/23/2025 RATE: 0.375% MOODY'S Aaa S&P AA+ FEDERAL FARM CREDIT BANKS FUNDING CORP CUSIP: 3133EHJR5	95.66400	258,292.80	249,359.58	92.35540	45.00	1,350.00	0.52%
550,000,000	MOODY'S Aaa S&P AA+ FEDERAL HOME LOAN MORTGAGE CORP CUSIP: 3137EAEU9 MATURITY DATE: 07/21/2025 RATE: 0.375% MOODY'S Aaa S&P AA+ FEDERAL NATIONAL MORTGAGE ASSOCIATION CUSIP: 3135G05X7 MATURITY DATE: 08/25/2025 RATE: 0.375% MOODY'S Aaa S&P AA+ FEDERAL HOME LOAN MORTGAGE CORP CUSIP: 3137EAEX3 MATURITY DATE: 09/23/2025 RATE: 0.375% MOODY'S Aaa S&P AA+ FEDERAL FARM CREDIT BANKS FUNDING CORP CUSIP: 3133EHJR5	95.27500	524,012.50	497,079.55	90.37810	905.21	2,062.50	0.39%
250,000,000	MOODY'S Aaa S&P AA+ FEDERAL NATIONAL MORTGAGE ASSOCIATION CUSIP: 3135G05X7 MATURITY DATE: 08/25/2025 RATE: 0.375% MOODY'S Aaa S&P AA+ FEDERAL HOME LOAN MORTGAGE CORP CUSIP: 3137EAEX3 MATURITY DATE: 09/23/2025 RATE: 0.375% MOODY'S Aaa S&P AA+ FEDERAL FARM CREDIT BANKS FUNDING CORP CUSIP: 3133EHJR5	94.81000	237,025.00	246,443.75	98.57750	322.92	937.50	0.40%
250,000,000	MOODY'S Aaa S&P AA+ FEDERAL HOME LOAN MORTGAGE CORP CUSIP: 3137EAEX3 MATURITY DATE: 09/23/2025 RATE: 0.375% MOODY'S Aaa S&P AA+ FEDERAL FARM CREDIT BANKS FUNDING CORP CUSIP: 3133EHJR5	94.51200	236,280.00	249,817.25	99.92690	250.00	937.50	0.40%
250,000,000	MOODY'S Aaa S&P AA+ FEDERAL FARM CREDIT BANKS FUNDING CORP CUSIP: 3133EHJR5	96.81200	242,030.00	242,354.75	96.94190	764.17	6,550.00	2.71%

13



BNY MELLON


The Bank of New York Mellon Trust Company, N.A.

Statement Period 06/01/2024 Through 06/30/2024
Account 00232530 Base Currency = USD
MASON COUNTY TREASURER

Statement of Assets Held by Asset Classification - Continued

Shares/Par Value	Asset Description	Market Price	Market Value	Cost	Average Cost	Accrued Income	Estimated Income	Market Yield
	MATURITY DATE: 11/17/2025 RATE: 2.620% MOODY'S Aaa							
600,000.000	S&P AA+ PIERCE COUNTY SCHOOL DISTRICT NO 10 TACOMA CUSIP: 720424ZT0	94.25100	565,506.00	545,472.00	90.91200	393.40	5,058.00	0.89%
	MATURITY DATE: 12/01/2025 RATE: 0.843% MOODY'S Aaa							
250,000.000	S&P AA+ UNITED STATES TREASURY NOTE/BOND CUSIP: 91282CBC4	93.52000	233,800.00	247,578.75	99.03150	466.17	937.50	0.40%
	MATURITY DATE: 12/31/2025 RATE: 0.375% MOODY'S Aaa							
250,000.000	S&P AA+ FEDERAL FARM CREDIT BANKS FUNDING CORP CUSIP: 3133EOMX3	93.41500	233,537.50	249,863.75	99.94550	540.83	1,475.00	0.63%
	MATURITY DATE: 02/17/2026 RATE: 0.590% MOODY'S Aaa							
250,000.000	S&P AA+ FEDERAL HOME LOAN BANKS CUSIP: 3130ALEY6	93.38200	233,455.00	249,280.25	99.71210	638.89	2,000.00	0.86%
	MATURITY DATE: 03/04/2026 RATE: 0.800% MOODY'S Aaa							
250,000.000	S&P AA+ FEDERAL FARM CREDIT BANKS FUNDING CORP CUSIP: 3133EPWD3	100.04700	250,117.50	248,868.75	99.54750	2,335.94	12,187.50	4.87%
	MATURITY DATE: 04/20/2026 RATE: 4.875% MOODY'S Aaa							
260,000.000	S&P AA+ UNITED STATES TREASURY STRIP COUPON CUSIP: 912833LZ1	91.55400	238,040.40	250,182.00	96.22385	0.00	0.00	0.00%
	MATURITY DATE: 05/15/2026 RATE: 0.000% FEDERAL HOME LOAN BANKS							
500,000.000	CUSIP: 3130AMM41 MATURITY DATE: 06/16/2026 RATE: 1.000% MOODY'S Aaa	92.84000	464,200.00	500,000.00	100.00000	180.56	5,000.00	1.08%
	S&P AA+ FEDERAL HOME LOAN MORTGAGE CORP CUSIP: 3134H1V42							
300,000.000	MATURITY DATE: 06/23/2026 RATE: 4.375% MOODY'S Aaa	99.01600	297,048.00	297,150.00	99.05000	1,312.50	13,125.00	4.42%

FF



BNY MELLON

The Bank of New York Mellon Trust Company, N.A.

Statement Period 06/01/2024 Through 06/30/2024
Account 00232530 Base Currency = USD
MASON COUNTY TREASURER

Statement of Assets Held by Asset Classification - Continued

Shares/Par Value	Asset Description	Market Price	Market Value	Cost	Average Cost	Accrued Income	Estimated Income	Market Yield
300,000.000	UNITED STATES TREASURY NOTE/BOND CUSIP: 91282CCJ8 MATURITY DATE: 06/30/2026 RATE: 0.875% MOODY'S Aaa	92.76600	278,298.00	269,024.70	89.67490	1,305.29	2,625.00	0.94%
500,000.000	FEDERAL HOME LOAN BANKS CUSIP: 3130ANELO MATURITY DATE: 08/12/2026 RATE: 1.000% MOODY'S Aaa S&P AA+	92.36900	461,845.00	495,407.50	99.08150	1,902.78	5,000.00	1.08%
250,000.000	UNITED STATES TREASURY NOTE/BOND CUSIP: 91282CCZ2 MATURITY DATE: 09/30/2026 RATE: 0.875% MOODY'S Aaa	92.03500	230,087.50	248,490.00	99.39600	537.91	2,187.50	0.95%
500,000.000	FEDERAL FARM CREDIT BANKS FUNDING CORP CUSIP: 3133ENDC1 MATURITY DATE: 11/03/2026 RATE: 1.330% MOODY'S Aaa S&P AA+	92.37200	461,860.00	500,000.00	100.00000	1,034.44	6,650.00	1.44%
250,000.000	FEDERAL NATIONAL MORTGAGE ASSOCIATION CUSIP: 3135G06L2 MATURITY DATE: 12/18/2026 RATE: 0.875% MOODY'S Aaa S&P AA+	91.06300	227,657.50	226,911.75	90.76470	66.84	2,187.50	0.96%
320,000.000	FEDERAL FARM CREDIT BANKS FUNDING CORP CUSIP: 3133EPW76 MATURITY DATE: 01/19/2027 RATE: 3.875% MOODY'S Aaa S&P AA+	98.13100	314,019.20	315,392.00	98.56000	5,511.11	12,400.00	3.95%
275,000.000	FEDERAL HOME LOAN BANKS CUSIP: 3130AL5A8 MATURITY DATE: 02/26/2027 RATE: 0.900% MOODY'S Aaa S&P AA+	90.66400	249,326.00	248,404.48	90.32890	845.63	2,475.00	0.99%
550,000.000	FEDERAL FARM CREDIT BANKS FUNDING CORP CUSIP: 3133EPEE1 MATURITY DATE: 03/29/2027 RATE: 4.000% MOODY'S Aaa S&P AA+	98.45800	541,519.00	550,979.00	100.17800	5,500.00	22,000.00	4.06%
145,000.000	UNIVERSITY OF WASHINGTON CUSIP: 91523NUE4 MATURITY DATE: 04/01/2027 RATE: 1.669%	91.79700	133,105.65	133,749.45	92.24100	591.57	2,420.05	1.82%

15



BNY MELLON

The Bank of New York Mellon Trust Company, N.A.

Statement Period 06/01/2024 Through 06/30/2024
 Account 00232530 Base Currency = USD
 MASON COUNTY TREASURER

Statement of Assets Held by Asset Classification - Continued

Shares/Par Value	Asset Description	Market Price	Market Value	Cost	Average Cost	Accrued Income	Estimated Income	Market Yield
420,000.000	MOODY'S Aaa S&P AA+ UNIVERSITY OF WASHINGTON CUSIP: 91623NWF9 MATURITY DATE: 04/01/2027 RATE: 0.972% MOODY'S Aaa	90.02500	378,105.00	367,222.80	87.43400	997.92	4,082.40	1.08%
250,000.000	S&P AA+ FEDERAL HOME LOAN BANKS CUSIP: 3130ARJM4 MATURITY DATE: 04/21/2027 RATE: 3.000% MOODY'S Aaa	95.54300	238,857.50	250,000.00	100.00000	1,416.67	7,500.00	3.14%
250,000.000	S&P AA+ FEDERAL HOME LOAN BANKS CUSIP: 3130ARYA3 MATURITY DATE: 05/26/2027 RATE: 4.000% MOODY'S Aaa	98.26700	245,667.50	243,866.25	97.54650	916.67	10,000.00	4.07%
300,000.000	S&P AA+ COUNTY OF KING WA SEWER REVENUE CUSIP: 495290D08 MATURITY DATE: 07/01/2027 RATE: 1.195% MOODY'S Aa1	90.49900	271,497.00	266,268.00	88.75600	1,772.58	3,585.00	1.32%
500,000.000	S&P AA+ FEDERAL FARM CREDIT BANKS FUNDING CORP CUSIP: 3133ENQ29 MATURITY DATE: 09/29/2027 RATE: 4.000% MOODY'S Aaa	98.31700	491,585.00	499,478.50	99.89570	5,000.00	20,000.00	4.07%
280,000.000	S&P AA+ FEDERAL NATIONAL MORTGAGE ASSOCIATION CUSIP: 3135G05Y5 MATURITY DATE: 10/08/2027 RATE: 0.750% MOODY'S Aaa	88.51900	247,853.20	248,121.44	88.61480	472.50	2,100.00	0.85%
250,000.000	S&P AA+ UNITED STATES TREASURY NOTE/BOND CUSIP: 91282CFZ9 MATURITY DATE: 11/30/2027 RATE: 3.875% MOODY'S Aaa	98.12900	245,322.50	243,773.50	97.50940	767.59	9,687.50	3.95%
300,000.000	S&P AA+ FEDERAL HOME LOAN BANKS CUSIP: 3130AP2V6 MATURITY DATE: 12/30/2027 RATE: 1.100% MOODY'S Aaa	88.62700	265,881.00	259,122.00	86.37400	815.83	3,300.00	1.24%

16



BNY MELLON

The Bank of New York Mellon Trust Company, N.A.

Statement Period 06/01/2024 Through 06/30/2024
Account 00232530 Base Currency = USD
MASON COUNTY TREASURER

Statement of Assets Held by Asset Classification - Continued

Shares/Par Value	Asset Description	Market Price	Market Value	Cost	Average Cost	Accrued Income	Estimated Income	Market Yield
500,000.000	GRANT COUNTY PUBLIC UTILITY DISTRICT NO 2 PRIEST RAPIDS HYDROELECTRIC PROJECT CUSIP: 387883YL9 MATURITY DATE: 01/01/2028 RATE: 2.378% MOODY'S Aa3 S&P AA	92.87300	464,365.00	454,207.50	90.84150	5,878.94	11,890.00	2.56%
Total FIXED INCOME			13,733,743.05	13,884,784.18		56,178.34	226,705.95	1.65%
ACCOUNT TOTALS			13,733,743.05	13,884,784.18		56,178.34	226,705.95	1.65%

Total Market Value Plus Total Accrued Income 13,789,921.39

Statement of Transactions by Transaction Date

Transaction Date	Transaction Description	Income	Principal	Cost	Realized Gains/Losses
06/01/24	ACCOUNT OPENING PERIOD BALANCE	55,927.79	55,927.79	14,086,439.68	
06/03/24	Interest PIERCE COUNTY SCHOOL DISTRICT NO 10 TACOMA RATE: 0.693% MATURITY: 12/01/24 TRADE DATE 06/01/24 SET/DATE 06/01/24 CUSIP 720424ZS2 250,000.000 SHARES	866.25	0.00	0.00	0.00
06/03/24	Interest PIERCE COUNTY SCHOOL DISTRICT NO 10 TACOMA RATE: 0.843% MATURITY: 12/01/25 TRADE DATE 06/01/24 SET/DATE 06/01/24 CUSIP 720424ZT0 600,000.000 SHARES Cash Debit BNF: MASON COUNTY TREASURER NOTPROVIDED DETAIL: NET ACTIVITY OF 06.03.24 CREDIT MAS OF DETAIL: ON COUNTY TREASURER NET ACTIVITY	2,529.00	0.00	0.00	0.00
06/03/24	Cash Debit BNF: MASON COUNTY TREASURER NOTPROVIDED DETAIL: NET ACTIVITY OF 06.03.24 CREDIT MAS OF DETAIL: ON COUNTY TREASURER NET ACTIVITY A/C WITH: UMPQUA BAN K 97258,OR,US	3,395.25	0.00	0.00	0.00
06/03/24	ACCOUNT CLOSING DAILY BALANCE	55,927.79	55,927.79	14,086,439.68	0.00
06/06/24	Purchase FEDERAL HOME LOAN MORTGAGE CORP	473.96	297,150.00	297,150.00	0.00



BNY MELLON

The Bank of New York Mellon Trust Company, N.A.

Statement Period 06/01/2024 Through 06/30/2024
Account 00232530 Base Currency = USD
MASON COUNTY TREASURER

Statement of Transactions by Transaction Date - Continued

Transaction Date	Transaction Description	Income	Principal	Cost	Realized Gains/Losses
06/06/24	RATE: 4.375% MATURITY: 06/23/26 TRADE DATE 06/05/24 SET/DATE 06/06/24 CUSIP 3134H1V42 300,000.000 SHARES Cash Credit ORD CUST: 7000799739 MASON COUNTY TREASURER 411 N 5TH BLDG 1 ORD INST: UMPQUA BANK 445 S.E. MAIN STREET DETAIL: MASON COUNTY TREASURER ATTN: LAURENJA B DETAIL: /BNF/MASON COUNTY TREASURER ATTN: LAUREN DEHNER BNY DETAIL: CUST RRN - O/B CBS UMPQUA B IMA:20240606MMQFMPGD000117 FTS:FD2406060960800	0.00	297,623.96	0.00	0.00
06/06/24	ACCOUNT CLOSING DAILY BALANCE	56,401.75-	56,401.75	14,383,589.68	0.00
06/17/24	Redemption UNITED STATES TREASURY NOTE/BOND RATE: 0.250% MATURITY: 06/15/24 TRADE DATE 06/15/24 SET/DATE 06/15/24 CUSIP 91282CCG4 250,000.000 SHARES	0.00	250,000.00	248,805.50-	1,194.50
06/17/24	Interest FEDERAL HOME LOAN BANKS RATE: 1.000% MATURITY: 06/16/26 TRADE DATE 06/16/24 SET/DATE 06/16/24 CUSIP 3130AMM41 500,000.000 SHARES	2,500.00	0.00	0.00	0.00
06/17/24	Interest FEDERAL NATIONAL MORTGAGE ASSOCIATION RATE: 0.500% MATURITY: 06/17/25 TRADE DATE 06/17/24 SET/DATE 06/17/24 CUSIP 3135G04Z3 270,000.000 SHARES	675.00	0.00	0.00	0.00
06/17/24	Interest UNITED STATES TREASURY NOTE/BOND RATE: 0.250% MATURITY: 06/15/24 TRADE DATE 06/15/24 SET/DATE 06/15/24 CUSIP 91282CCG4 250,000.000 SHARES	312.50	0.00	0.00	0.00
06/17/24	Cash Credit DR PARTY: MASON COUNTY TREASURER DETAIL: /BNF/I TO P TRANSFER REL REF: CWP-2846990	0.00	3,487.50	0.00	0.00
06/17/24	Cash Debit BNF: MASON COUNTY TREASURER NOTPROVIDED	0.00	253,487.50-	0.00	0.00



BNY MELLON

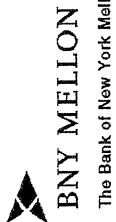
The Bank of New York Mellon Trust Company, N.A.

Statement Period 06/01/2024 Through 06/30/2024
Account 00232530 Base Currency = USD
MASON COUNTY TREASURER

Statement of Transactions by Transaction Date - Continued

Transaction Date	Transaction Description	Income	Principal	Cost	Realized Gains/Losses
06/17/24	DETAIL: NET ACTIVITY OF 06.17.24 CREDIT MAS DETAIL: ON COUNTY TREASURER NET ACTIVITY OF A/C WITH: UMPQUA BAN K 97258,OR,US Cash Debit CR PARTY: MASON COUNTY TREASURER DETAIL: /BNFI TO P TRANSFER REL REF: NONREF	3,487.50-	0.00	0.00	0.00
06/17/24	ACCOUNT CLOSING DAILY BALANCE	56,401.75-	56,401.75	14,134,784.18	1,194.50
06/18/24	Interest FEDERAL NATIONAL MORTGAGE ASSOCIATION RATE: 0.875% MATURITY: 12/18/26 TRADE DATE 06/18/24 SET/DATE 06/18/24 CUSIP 3135G06L2 250,000,000 SHARES Cash Debit BNF: MASON COUNTY TREASURER NOTPROVIDED DETAIL: NET ACTIVITY OF 06.18.24 CREDIT MAS DETAIL: ON COUNTY TREASURER NET ACTIVITY OF A/C WITH: UMPQUA BAN K 97258,OR,US	1,093.75	0.00	0.00	0.00
06/18/24	Cash Debit BNF: MASON COUNTY TREASURER NOTPROVIDED DETAIL: NET ACTIVITY OF 06.18.24 CREDIT MAS DETAIL: ON COUNTY TREASURER NET ACTIVITY OF A/C WITH: UMPQUA BAN K 97258,OR,US	1,093.75-	0.00	0.00	0.00
06/18/24	ACCOUNT CLOSING DAILY BALANCE	56,401.75-	56,401.75	14,134,784.18	1,194.50
06/24/24	Interest FEDERAL HOME LOAN MORTGAGE CORP RATE: 0.375% MATURITY: 12/23/24 TRADE DATE 06/23/24 SET/DATE 06/23/24 CUSIP 3134GXGY4 250,000,000 SHARES Cash Debit BNF: MASON COUNTY TREASURER NOTPROVIDED DETAIL: NET ACTIVITY OF 06.24.24 CREDIT MAS DETAIL: ON COUNTY TREASURER NET ACTIVITY OF A/C WITH: UMPQUA BAN K 97258,OR,US	468.75	0.00	0.00	0.00
06/24/24	ACCOUNT CLOSING DAILY BALANCE	56,401.75-	56,401.75	14,134,784.18	1,194.50
06/28/24	Redemption FEDERAL HOME LOAN MORTGAGE CORP	0.00	250,000.00	250,000.00-	0.00
06/28/24	ACCOUNT CLOSING DAILY BALANCE	56,401.75-	56,401.75	14,134,784.18	1,194.50

19



The Bank of New York Mellon Trust Company, N.A.

Statement Period 06/01/2024 Through 06/30/2024
 Account 00232530 Base Currency = USD
 MASON COUNTY TREASURER

Statement of Transactions by Transaction Date - Continued

Transaction Date	Transaction Description	Income	Principal	Cost	Realized Gains/Losses
06/28/24	RATE: 3.500% MATURITY: 06/28/24 TRADE DATE 06/28/24 SET/DATE 06/28/24 CUSIP 3134GXVX9 250,000.000 SHARES Interest FEDERAL HOME LOAN MORTGAGE CORP RATE: 3.500% MATURITY: 06/28/24 TRADE DATE 06/28/24 SET/DATE 06/28/24 CUSIP 3134GXVX9 250,000.000 SHARES Cash Credit	4,375.00	0.00	0.00	0.00
06/28/24	DR PARTY: MASON COUNTY TREASURER DETAIL: /BNF/ TO P TRANSFER REL REF: CWP-2881704 Cash Debit	0.00	4,375.00	0.00	0.00
06/28/24	CR PARTY: MASON COUNTY TREASURER DETAIL: /BNF/ TO P TRANSFER REL REF: NONREF Cash Debit	4,375.00-	0.00	0.00	0.00
06/28/24	BNF: MASON COUNTY TREASURER NOTPROVIDED DETAIL: NET ACTIVITY OF 06.28.24 CREDIT MAS DETAIL: ON COUNTY TREASURER NET ACTIVITY OF A/C WITH: UMPQUA BAN K 97258,OR,US Cash Debit	0.00	254,375.00-	0.00	0.00
06/28/24	ACCOUNT CLOSING DAILY BALANCE	56,401.75-	56,401.75	13,884,784.18	1,194.50
06/30/24	ACCOUNT CLOSING PERIOD BALANCE	56,401.75-	56,401.75	13,884,784.18	1,194.50

Cumulative realized capital gain and loss position from 12/31/2023 for securities held in principal of account:

Short Term: 50.00 * Long Term: 24,255.50 *

* The above gain and loss position does not include transactions where tax cost information is incomplete or unavailable.

20



BNY MELLON

The Bank of New York Mellon Trust Company, N.A.

Statement Period 06/01/2024 Through 06/30/2024
Account 00232530 Base Currency = USD
MASON COUNTY TREASURER

21

Cash and securities set forth on this Account Statement are held by The Bank of New York Mellon, an affiliate of The Bank of New York Mellon Trust Company, N.A. In addition, The Bank of New York Mellon Trust Company, N.A. may utilize subsidiaries and affiliates to provide services and certain products to the Account. Subsidiaries and affiliates may be compensated for their services and products. The value of securities set forth on this Account Statement are obtained by The Bank of New York Mellon Trust Company, N.A., from its affiliate, The Bank of New York Mellon which determines such values for Corporate Trust on the basis of market prices and information obtained by The Bank of New York Mellon from unaffiliated third parties (including independent pricing vendors) ("third party pricing services"). The Bank of New York Mellon has not verified such market values or information and makes no assurances as to the accuracy or correctness of such market values or information or that the market values set forth on this Account Statement reflect the value of the securities that can be realized upon the sale of such securities. In addition, the market values for the securities set forth in this Account Statement may differ from the market prices and information for the same securities used by other business units of The Bank of New York Mellon Trust Company, N.A., The Bank of New York Mellon or their respective subsidiaries or affiliates based upon market prices and information received from other third party pricing services utilized by such other business units. Corporate Trust does not compare its market values with those used by, or reconcile different market values used by, other business units of The Bank of New York Mellon Trust Company, N.A., The Bank of New York Mellon or their respective subsidiaries or affiliates. Neither The Bank of New York Mellon Trust Company, N.A. nor The Bank of New York Mellon shall be liable for any loss, damage or expense incurred as a result of or arising from or related to the market values or information provided by third party pricing services or the differences in market prices or information provided by other third party pricing services.

Mason County, WA
Investment Activity Effective Date From: 6/1/2024 to 6/30/2024

Fund Code	Account Name	Account Description	Beginning Balance	Investments		Ending Balance
				Acquired	Liquidated	
800-000000-000-030	TREASURER DAILY CASH - AGENCY	CASH IN INVESTMENTS AGENCY BND	14,086,439.68	297,150.00	250,000.00	14,133,589.68
Grand Total			56,720,715.67	12,147,891.36	16,495,682.94	52,372,924.09

22

Investment Statement Balance Sheet

Date: 6/30/2024

Local Government Investment

Pool (LGIP) Statement	Treasurer's Cash Sheet	
Investments	LGIP Investments	Difference
\$ 244,009,090.38	\$ 242,912,196.28	\$ (1,096,894.10)

Difference:

June Investment Interest Earned

Balanced by: HB

Local Government Investment Pool
Statement of Account for No: 10230
Primary Account
June 2024

LISA FRAZIER
MASON COUNTY
PO BOX 429
SHELTON, WA 98584-8584

38,239,334.41
+204,672,861.87
=242,912,196.28

Date	Description	Comment	Deposits	Withdrawals	Balance
06/01/2024	Beginning Balance				248,827,811.73
06/06/2024	Deposit		3,500,000.00		252,327,811.73
06/10/2024	Withdrawal			2,798,615.45	249,529,196.28
06/13/2024	Withdrawal			1,900,000.00	247,629,196.28
06/18/2024	Withdrawal			3,500,000.00	244,129,196.28
06/20/2024	Deposit		783,000.00		244,912,196.28
06/26/2024	Withdrawal			4,000,000.00	240,912,196.28
6/28/2024	Deposit		2,000,000.00		242,912,196.28
06/30/2024	Month End Balance				242,912,196.28
	June Earnings	Daily Factor Earnings	1,096,894.10		
	Net Ending Balance				244,009,090.38

Account Summary

Beginning Balance:	248,827,811.73	Gross Earnings:	1,097,672.48
Deposits:	6,283,000.00	Administrative Fee:	778.38
Withdrawals:	12,198,615.45	Net Earnings:	1,096,894.10
Month End Balance:	242,912,196.28		
Administrative Fee Rate:	0.0038 %	Net Ending Balance:	244,009,090.38
Gross Earnings Rate:	5.4080 %		
Net Earnings Rate:	5.4042 %	Average Daily Balance:	246,949,214.25

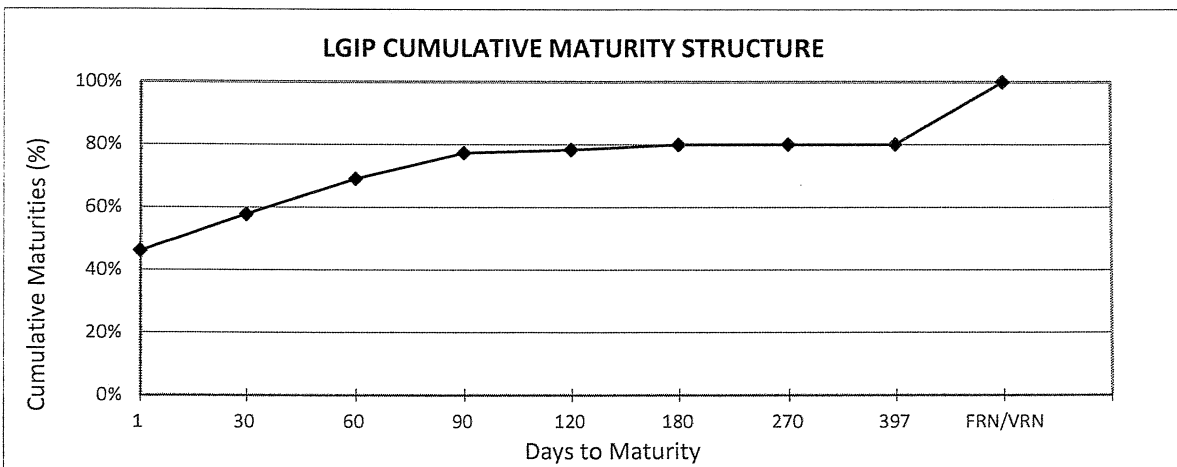
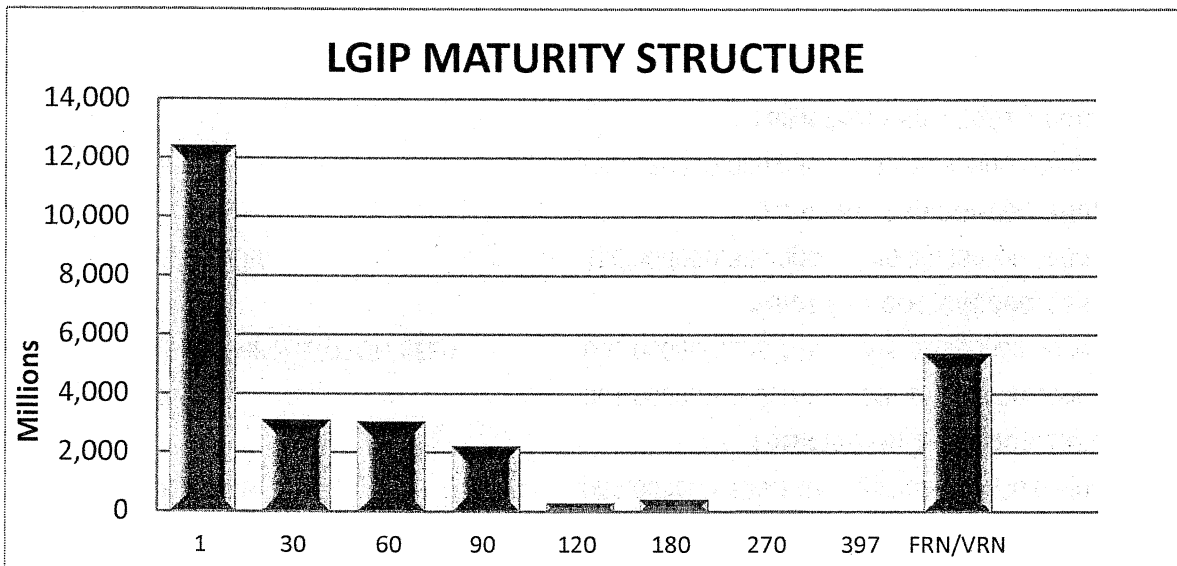
**WASHINGTON STATE
LOCAL GOVERNMENT INVESTMENT POOL**

June 30, 2024

<u>DAYS TO MATURITY</u>	<u>\$ MATURING (PAR VALUE)*</u>	<u>% MATURING</u>	<u>CUMULATIVE % MATURING</u>
1	12,413.69	46.1%	46.1%
2-30	3,120.00	11.6%	57.7%
31-60	3,050.00	11.3%	69.0%
61-90	2,220.00	8.2%	77.3%
91-120	300.00	1.1%	78.4%
121-180	410.00	1.5%	79.9%
181-270	25.00	0.1%	80.0%
271-397	0.00	0.0%	80.0%
FRN/VRN	5,383.22	20.0%	100.0%

PORTFOLIO TOTAL: 26,921.91

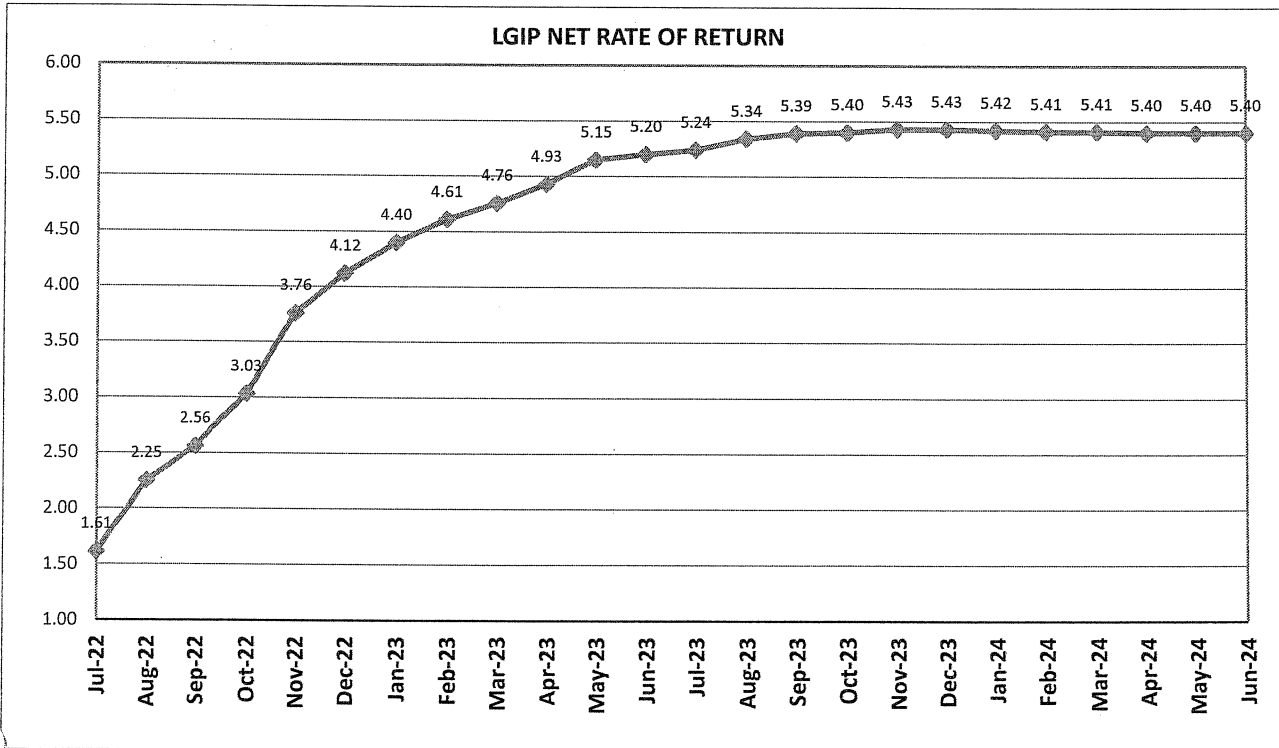
* Amounts in millions of dollars



**WASHINGTON STATE
LOCAL GOVERNMENT INVESTMENT POOL
June 30, 2024**

Investment Type	Average Balance	Jun-24	Average Balance	2024
	<u>Jun-24</u>	<u>Percentage</u>	<u>CY 2024</u>	<u>Percentage</u>
Agency Bullets	0.00	0.00%	0.00	0.00%
Agency Discount Notes	571,516,772.98	2.20%	223,849,708.99	0.93%
Agency Floating Rate Notes	4,242,398,903.90	16.33%	4,302,613,418.69	17.84%
Agency Variable Rate Notes	0.00	0.00%	0.00	0.00%
Certificates of Deposit	132,000,000.00	0.51%	132,902,472.53	0.55%
IB Bank Deposit	4,450,701,108.10	17.13%	4,284,956,302.53	17.76%
Repurchase Agreements	6,599,000,000.00	25.40%	6,132,884,615.36	25.42%
SOFR Floating Rate Notes	0.00	0.00%	0.00	0.00%
Supras - Bullets	0.00	0.00%	0.00	0.00%
Supras - Discount Notes	296,574,500.00	1.14%	420,302,272.89	1.74%
Supras- Floating Rate Notes	0.00	0.00%	0.00	0.00%
Supras - Variables	0.00	0.00%	0.00	0.00%
Term Repurchase Agreements	400,000,000.00	1.54%	493,406,593.41	2.05%
U.S. Treasury Securities	8,180,779,350.67	31.49%	6,944,006,874.08	28.79%
US Treasury Floating Rate Notes	1,104,195,579.27	4.25%	1,186,623,073.94	4.92%
Total Avg Daily Balance	25,977,166,214.92	100.00%	24,121,545,332.42	100.00%

Avg Days to Maturity 17 days



Rates are calculated on a 365-day basis

Mason County, WA
Investment Activity LGIP Effective Date From: 6/1/2024 to 6/30/2024

Fund Code	Account Name	Account Description	Investments		Ending Balance
			Beginning Balance	Acquired	
103-000000-000-000	RURAL SALES & USE TAX FUND	CASH IN INVESTMENTS	2,328,060.00	118,000.00	2,446,060.00
104-000000-000-000	AUDITOR'S O&M FUND	CASH IN INVESTMENTS	400,000.00	0.00	400,000.00
105-000000-000-000	COUNTY ROAD	CASH IN INVESTMENTS	15,203,725.00	400,000.00	15,603,725.00
106-000000-000-000	PATHS & TRAILS RESERVE	CASH IN INVESTMENTS	165,000.00	0.00	165,000.00
109-000000-000-000	ELECTION EQUIPMENT HOLDING FND	CASH IN INVESTMENTS	115,679.53	0.00	115,679.53
117-000000-000-000	COMMUNITY SUPPORT SERVICES	CASH IN INVESTMENTS	1,537,000.00	0.00	1,537,000.00
118-000000-000-000	ABATEMENT/REPAIR/DEMOLITION	CASH IN INVESTMENTS	296,742.00	2,200.00	298,942.00
120-000000-000-000	REET ELECTRONIC TECHNOLOGY	CASH IN INVESTMENTS	76,520.00	1,800.00	78,320.00
150-000000-000-000	PUBLIC HEALTH FUND	CASH IN INVESTMENTS	3,341,000.00	0.00	3,341,000.00
155-000000-000-000	MASON COUNTY	CASH IN INVESTMENTS	4,000,000.00	0.00	3,979,000.00
163-000000-000-000	LODGING TAX (HOTEL/MOTEL)	CASH IN INVESTMENTS	1,621,000.00	11,000.00	1,632,000.00
164-000000-000-000	MENTAL HEALTH	CASH IN INVESTMENTS	2,440,661.00	60,000.00	2,500,661.00
180-000000-000-000	TREASURER'S M&O FUND	CASH IN INVESTMENTS	214,610.54	0.00	214,610.54
190-000000-000-000	VETERAN'S ASSISTANCE FUND	CASH IN INVESTMENTS	269,834.00	14,000.00	270,834.00
194-000000-000-000	MASON LAKE AQUATIC WEEDS MGMT	CASH IN INVESTMENTS	116,961.00	5,000.00	121,961.00
195-000000-000-000	MASON COUNTY	CASH IN INVESTMENTS	15,521.00	1,200.00	16,721.00
199-000000-000-000	ISLAND LAKE MGMT DISTRICT #1	CASH IN INVESTMENTS	13,361.00	0.00	13,361.00
205-000000-000-000	PUBLIC WKS FACILITY BOND '07	CASH IN INVESTMENTS	95,908.00	9,000.00	104,908.00
215-000000-000-000	MASON CTY LTGO 2013 BOND	CASH IN INVESTMENTS - POOL	170,864.00	3,500.00	174,364.00
250-000000-000-000	MC 2008 LTGO BOND FUND	CASH IN INVESTMENTS	252,318.00	2,700.00	255,018.00
350-000000-000-000	REET 1 CAPITAL IMPROVEMENTS	CASH IN INVESTMENTS	1,933,990.00	50,000.00	1,983,990.00
351-000000-000-000	REET 2 CAPITAL IMPROVEMENTS	CASH IN INVESTMENTS	5,514,658.00	80,000.00	5,594,658.00
402-000000-000-000	MASON COUNTY LANDFILL	CASH IN INVESTMENTS	3,343,000.00	750,000.00	4,093,000.00
403-000000-000-000	N.BAY/CASE INLET UTILITY	CASH IN INVESTMENTS	3,051,839.00	4,000.00	3,055,839.00
412-000000-000-000	BEARDS COVE WATER	CASH IN INVESTMENTS	623,000.00	14,000.00	637,000.00
413-000000-000-000	BELFAIR WW & WATER RECLAMATION	CASH IN INVESTMENTS	5,104,840.98	0.00	5,104,840.98
428-000000-000-000	CUM RESERVE LANDFILL	CASH IN INVESTMENTS	440,053.90	4,900.00	444,953.90
501-000000-000-000	EQUIPMENT RENTAL & REVOLVING	CASH IN INVESTMENTS	5,207,000.00	200,000.00	5,407,000.00
662-001010-000-000	CEMETERY DISTRICT #1	CASH IN INVESTMENTS	92,000.00	0.00	92,000.00
665-004020-000-000	FIRE DISTRICT #4 RESERVE FUND	CASH IN INVESTMENTS	461.92	0.00	461.92
665-005020-000-000	FIRE DISTRICT #5 RESERVE FUND	CASH IN INVESTMENTS	364,438.95	0.00	364,438.95
665-005040-000-000	FIRE DISTRICT #5 EMS FUND	CASH IN INVESTMENTS	774,619.22	0.00	774,619.22
665-006020-000-000	FIRE DISTRICT #6 RESERVE FUND	CASH IN INVESTMENTS	125,419.63	0.00	125,419.63
665-010010-000-000	FIRE DISTRICT #10 EXPENSE	CASH IN INVESTMENTS - POOL	3,069,373.09	0.00	3,047,564.98
665-010030-000-000	FIRE DIST #10 CONSTR FUND	CASH IN INVESTMENTS	21,382.84	0.00	16,448.44
665-012010-000-000	FIRE DISTRICT #12 EXPENSE FUND	CASH IN INVESTMENTS	3,000.00	0.00	3,000.00
665-012020-000-000	FIRE DISTRICT #12 RESERVE FUND	CASH IN INVESTMENTS	18,726.64	0.00	18,726.64
665-012040-000-000	FIRE DISTRICT #12 EMS FUND	CASH IN INVESTMENTS	9,765.38	0.00	9,765.38
665-012060-000-000	FIRE DISTRICT #12 BOND FUND	CASH IN INVESTMENTS	3,301.67	0.00	3,301.67

27

Mason County, WA

Investment Activity LGIP Effective Date From: 6/1/2024 to 6/30/2024

665-013020-000-000	FIRE DISTRICT #13 RESERVE FUND	CASH IN INVESTMENTS	2,131.03	0.00	2,131.03
665-016010-000-000	FIRE DISTRICT #16 EXPENSE FUND	CASH IN INVESTMENTS	5,248.67	0.00	5,248.67
665-016020-000-000	FIRE DISTRICT #16 RESERVE FUND	CASH IN INVESTMENTS	50,942.08	0.00	50,942.08
665-016040-000-000	FIRE DISTRICT #16 EMS FUND	CASH IN INVESTMENTS	700.00	0.00	700.00
665-017010-000-000	FIRE DISTRICT #17 EXPENSE FUND	CASH IN INVESTMENTS	30,531.68	0.00	30,531.68
665-017040-000-000	FIRE DISTRICT #17 EMS FUND	CASH IN INVESTMENTS	86,665.44	0.00	86,665.44
665-018010-000-000	FIRE DISTRICT #18 EXPENSE FUND	CASH IN INVESTMENTS	144,511.04	0.00	144,511.04
665-018020-000-000	FIRE DISTRICT #18 RESERVE FUND	CASH IN INVESTMENTS	137,916.00	0.00	137,916.00
665-018040-000-000	FIRE DISTRICT #18 EMS FUND	CASH IN INVESTMENTS	116,362.33	0.00	116,362.33
665-018060-000-000	FIRE DISTRICT #18 BOND FUND	CASH IN INVESTMENTS	23.43	0.00	23.43
668-010010-000-000	MASON COUNTY TRANSIT	CASH IN INVESTMENTS	17,750,000.00	0.00	17,750,000.00
670-005010-000-000	PORT OF ALLYN INDUSTRIAL DEV	CASH IN INVESTMENTS	21,123.36	0.00	21,123.36
670-006010-000-000	PORT OF ALLYN WATER SYSTEM	CASH IN INVESTMENTS	37.00	0.00	37.00
670-010010-000-000	PORT OF DEWATTO	CASH IN INVESTMENTS	200,000.00	0.00	200,000.00
670-020010-000-000	PORT OF GRAPEVIEW	CASH IN INVESTMENTS	70,836.62	0.00	70,836.62
670-020030-000-000	PORT OF GRAPEVIEW CAPL. CONST.	CASH IN INVESTMENTS	7,832.30	0.00	7,832.30
670-030010-000-000	PORT OF HOODSPORT	CASH IN INVESTMENTS	328,836.50	0.00	328,836.50
675-001015-000-000	PHD #1 ADMINISTRATIVE FUND	CASH IN INVESTMENTS	91,946,098.57	680,944.83	92,627,043.40
675-001020-000-000	PUB.HOSP.#1 EMPLOYEES MED BEN	CASH IN INVESTMENTS	67,702.26	283.92	67,986.18
675-001035-000-000	MGH FUNDED DEPRECIATION	CASH IN INVESTMENTS	5,696,683.91	25,090.20	5,721,774.11
675-002015-000-000	HOSPITAL #2	CASH IN INVESTMENTS	580,000.00	0.00	580,000.00
685-042010-000-000	SCHOOL DISTRICT #42 GENERAL	CASH IN INVESTMENTS	294,819.29	0.00	294,819.29
685-042030-000-000	SCHOOL DIST. #42 CAP. PROJECT	CASH IN INVESTMENTS	524.67	0.00	524.67
685-042060-000-000	SCHOOL DIST. #42 DEBT. SERVICE	CASH IN INVESTMENTS	74,166.60	0.00	74,166.60
685-042080-000-000	SCHOOL DISTRICT #42 ASB	CASH IN INVESTMENTS	1,683.69	0.00	1,683.69
685-042090-000-000	SCHOOL DISTRICT #42 TRANS VEHI	CASH IN INVESTMENTS	100,216.95	0.00	100,216.95
685-054010-000-000	SCHOOL DISTRICT #54 GENERAL	CASH IN INVESTMENTS	422,608.07	25,000.00	447,608.07
685-054030-000-000	SCHOOL DIST. #54 CAP. PROJECT	CASH IN INVESTMENTS	122,165.01	0.00	122,165.01
685-054060-000-000	SCHOOL DISTRICT #54 DEBIT SERV	CASH IN INVESTMENTS	267,499.00	200,000.00	467,499.00
685-054080-000-000	SCHOOL DISTRICT #54 ASB FUND	CASH IN INVESTMENTS	11,894.72	0.00	11,894.72
685-054090-000-000	SCHOOL DISTRICT #54 TRANS VEHI	CASH IN INVESTMENTS	150,603.80	0.00	150,603.80
685-309030-000-000	SCHOOL DIST. #309 CAP PROJECT	CASH IN INVESTMENTS	3,683.00	10.18	3,693.18
685-309050-000-000	SD. #309 TRUST & AGENCY FUND	CASH IN INVESTMENTS	248,999.84	0.00	248,999.84
685-309060-000-000	SCHOOL DIST. #309 DEBT SERVICE	CASH IN INVESTMENTS	2,519,347.07	16,612.38	2,535,959.45
685-309080-000-000	SCHOOL DISTRICT #309 ASB FUND	CASH IN INVESTMENTS	333,868.38	0.00	333,868.38
685-309090-000-000	SCHOOL DIST. #309 TRANS VEHI	CASH IN INVESTMENTS	62,095.39	260.09	62,355.48
685-311010-000-000	SCHOOL DISTRICT #311 GENERAL	CASH IN INVESTMENTS	8,453,399.03	0.00	8,453,399.03
685-311030-000-000	SCHOOL DIST. #311 CAP. PROJECT	CASH IN INVESTMENTS	1,728,319.28	0.00	1,728,319.28
685-311060-000-000	SCHOOL DISTRICT #311 DEBIT SER	CASH IN INVESTMENTS	673.27	2.81	676.08
685-311080-000-000	SCHOOL DISTRICT #311 ASB FUND	CASH IN INVESTMENTS	41,042.79	0.00	41,042.79
685-311090-000-000	SCHOOL DIST. #311 TRANS VEHI	CASH IN INVESTMENTS	45,019.94	233.79	45,253.73

28

**Mason County, WA
Investment Activity**

LGIP Effective Date From: 6/1/2024 to 6/30/2024

685-402010-000-000	SCHOOL DISTRICT #402 GENERAL	783,411.17	60,000.00	783,411.17	60,000.00
685-402060-000-000	CASH IN INVESTMENTS				
685-402060-000-000	SCHOOL DIST.#402 DEBT. SERVICE	779,500.00	13,000.00	0.00	792,500.00
685-402080-000-000	SCHOOL DISTRICT #402 ASB FUND	44,341.33	1,000.00	0.00	45,341.33
685-402090-000-000	SCHOOL DIST. #402 TRANS VEHI	136,117.51	2,000.00	0.00	138,117.51
685-403010-000-000	SCHOOL DISTRICT #403 GENERAL	2,180,214.79	0.00	725,917.25	1,454,297.54
685-403030-000-000	SCHOOL DIST. #403 CAP. PROJECT	249,811.25	28,462.68	0.00	278,273.93
685-403060-000-000	SCHOOL DIST.#403 DEBT. SERVICE	1,532,027.97	366,378.68	0.00	1,898,406.65
685-403080-000-000	SCHOOL DISTRICT #403 ASB FUND	392,206.15	8,579.28	9,243.38	391,542.05
685-403090-000-000	SCHOOL DISTRICT#403 TRANS VEHI	342,384.78	1,459.80	0.00	343,844.58
685-404010-000-000	SCHOOL DISTRICT #404 GENERAL	1,188,986.11	0.00	433,000.00	755,986.11
685-404030-000-000	SCHOOL DIST.#404 CAP. PROJECT	1,207,665.00	0.00	2,250.00	1,205,415.00
685-404050-000-000	SCHOOL DIST#404 TRUST & AGENCY	67,162.16	300.00	0.00	67,462.16
685-404060-000-000	SCHOOL DIST#404 DEBT. SERVICE	25,262.39	800.00	0.00	26,062.39
685-404080-000-000	SCHOOL DIST#404 ASB FUND	27,458.76	1,000.00	0.00	28,458.76
685-404090-000-000	DIST 404 TRANS VEHICLE FUND	156,939.79	1,100.00	0.00	158,039.79
690-001010-000-000	BELFAIR WATER DIST#1 M&O	711.57	0.00	0.00	711.57
690-001045-000-000	BELFAIR WATER DIST. #1 IMPROVM	1,048.51	0.00	0.00	1,048.51
690-002010-000-000	TRAILS END WATER DIST.#2 GENER	27,481.80	0.00	0.00	27,481.80
690-002020-000-000	TEW DIST#2 RESERVE MAINTENANCE	26,983.79	0.00	0.00	26,983.79
690-002065-000-000	TEW DIST. #2 WATER REVENUE	118,781.64	0.00	0.00	118,781.64
690-002130-000-000	TEW DIST.#2 ASSESSMENT REVE.	8,533.18	0.00	0.00	8,533.18
690-003020-000-000	MLWD#3 CAPITAL IMPROV. RESERVE	147,734.80	0.00	0.00	147,734.80
690-005010-000-000	HARSTENE POINTE WTR-SWR DIST.	121,332.79	0.00	0.00	121,332.79
690-005020-000-000	HARSTENE POINTE WTR-SWR RESRV	438,110.92	2,187.30	0.00	440,298.22
690-005030-000-000	HARSTENE POINTE WTR-SWR ECOLOG	43,789.69	183.74	0.00	43,973.43
690-005050-000-000	FIRE DISTRICT 5 LTGO 2013	53,719.90	6,526.33	0.00	60,246.23
690-005070-000-000	HARTSTENE PTE WTR REV. BOND'12	45,695.53	191.73	0.00	45,887.26
800-000000-000-010	TREASURER DAILY CASH - ST POOL	42,429,583.21	10,779,299.21	14,969,548.01	38,239,334.41
Grand Total		247,079,444.79	13,952,206.95	18,119,455.46	242,912,195.28

29

Overview of Registered Warrants by District and Year

Year	District Name	Fund	Amount Registered	Amount Redeemed	Interest Earned	YE Outstanding Balance
2022	Shelton School District #309	Capital Projects	\$ 272,184.88	\$ 272,184.88	\$ 1,674.67	
2022	Shelton School District #309	General Fund	\$ 27,403,208.98	\$ 27,403,208.98	\$ 7,479.48	
2022	Totals		\$ 27,675,393.86	\$ 27,675,393.86	\$ 9,154.15	\$ -
2023	Shelton School District #309	General Fund	\$ 34,099,671.06	\$ 34,099,671.06	\$ 16,280.22	
2023	Totals		\$ 34,099,671.06	\$ 34,099,671.06	\$ 16,280.22	\$ -
2024	Port of Allyn	General Fund	\$ 45,972.10	\$ 45,972.10	\$ 168.32	\$ -
2024	Shelton School District #309	General Fund	\$ 23,730,810.43	\$ 23,042,700.54	\$ 37,177.10	\$ 688,109.89
2024	YTD Totals thru 6/30/2024		\$ 23,776,782.53	\$ 23,088,672.64	\$ 37,345.42	\$ 688,109.89


Notes: School Districts get a monthly apportionment from the State portion of Property Taxes the last working day of each month.

The Shelton School District has been able to redeem their registered warrants monthly based on their monthly apportionment and their portion of local school district property taxes and general revenues. However, their expenditures continue to exceed their available cash on hand during the month to cover them to their next apportionment. At this time continues to be a good short term investment vehicle for Mason County.

*** Will continue to watch SD#309, in June they issued more warrants on the last day of the month, than they had funds for and had to register a portion of the warrants issued, creating a balance forward at the end of June.

Investment Detailed Transaction Report

Mason County, WA

Enterprise ERP 

ACCOUNT TRIAL BALANCE FOR FY24/JAN TO JUN
FUND 103

ACCOUNT NAME	BEG. BALANCE	DEBITS	CREDITS	NET CHANGE	END BALANCE
103.000000.000.000.000.00.111400.0000.00.					
CASH IN INVESTMENTS	2,314,060.00				
1 130 GEN 01/10/24 INV INVESTMENT ACQUIRED		102,000.00	.00	102,000.00	
1 508 GEN 01/31/24 INV INVESTMENT LIQUIDATED		.00	450,000.00	-348,000.00	
2 151 GEN 02/13/24 INV INVESTMENT ACQUIRED		92,000.00	.00	-256,000.00	
3 160 GEN 03/12/24 INV INVESTMENT ACQUIRED		120,000.00	.00	-136,000.00	
4 155 GEN 04/15/24 INV INVESTMENT ACQUIRED		50,000.00	.00	-86,000.00	
5 140 GEN 05/13/24 INV INVESTMENT ACQUIRED		100,000.00	.00	14,000.00	
6 163 GEN 06/13/24 INV INVESTMENT ACQUIRED		118,000.00	.00	132,000.00	
103-111400	2,314,060.00	582,000.00	450,000.00	132,000.00	2,446,060.00
TOTALS FOR FUND 103					
SALES & USE TAX	2,314,060.00	582,000.00	450,000.00	132,000.00	2,446,060.00
104 AUDITOR'S O & M					
104.000000.000.000.000.00.111400.0000.00.					
CASH IN INVESTMENTS	400,000.00				
104-111400	400,000.00	.00	.00	.00	400,000.00
TOTALS FOR FUND 104					
AUDITOR'S O & M	400,000.00	.00	.00	.00	400,000.00
105 COUNTY ROAD					
105.000000.000.000.000.00.111400.0000.00.					
CASH IN INVESTMENTS	12,314,000.00				
1 130 GEN 01/10/24 INV INVESTMENT LIQUIDATED		.00	425,000.00	-425,000.00	
1 416 GEN 01/26/24 INV INVESTMENT LIQUIDATED		.00	994,275.00	-1,419,275.00	
2 151 GEN 02/13/24 INV INVESTMENT ACQUIRED		699,000.00	.00	-720,275.00	
3 160 GEN 03/12/24 INV INVESTMENT ACQUIRED		600,000.00	.00	-120,275.00	
4 155 GEN 04/15/24 INV INVESTMENT LIQUIDATED		.00	490,000.00	-610,275.00	
5 140 GEN 05/13/24 INV INVESTMENT ACQUIRED		3,500,000.00	.00	2,889,725.00	
6 163 GEN 06/13/24 INV INVESTMENT ACQUIRED		400,000.00	.00	3,289,725.00	
105-111400	12,314,000.00	5,199,000.00	1,909,275.00	3,289,725.00	15,603,725.00
TOTALS FOR FUND 105					
COUNTY ROAD	12,314,000.00	5,199,000.00	1,909,275.00	3,289,725.00	15,603,725.00
106 PATHS & TRAILS					
106.000000.000.000.000.00.111400.0000.00.					
CASH IN INVESTMENTS	165,000.00				
106-111400	165,000.00	.00	.00	.00	165,000.00
TOTALS FOR FUND 106					
PATHS & TRAILS	165,000.00	.00	.00	.00	165,000.00
109 ELECTION EQUIPMENT HOLDING					
109.000000.000.000.000.00.111400.0000.00.					
CASH IN INVESTMENTS	129,679.53				

ACCOUNT TRIAL BALANCE FOR FY24/JAN TO JUN

FUND 109

ACCOUNT NAME	BEG. BALANCE	DEBITS	CREDITS	NET CHANGE	END BALANCE
2 109-111400	129,679.53	.00	14,000.00	-14,000.00	115,679.53
TOTALS FOR FUND 109					
ELECTION EQUIPMENT HOLDING	129,679.53	.00	14,000.00	-14,000.00	115,679.53
117 COMMUNITY SUPPORT SERVICES					
117.000000.000.000.000.00.111400.0000.00.					
CASH IN INVESTMENTS	1,521,000.00				
2 151 GEN 02/13/24 INV INVESTMENT ACQUIRED		94,000.00	.00	94,000.00	
3 160 GEN 03/12/24 INV INVESTMENT LIQUIDATED		.00	250,000.00	-156,000.00	
5 140 GEN 05/13/24 INV INVESTMENT ACQUIRED		172,000.00	.00	16,000.00	
117-111400	1,521,000.00	266,000.00	250,000.00	16,000.00	1,537,000.00
TOTALS FOR FUND 117					
COMMUNITY SUPPORT SERVICES	1,521,000.00	266,000.00	250,000.00	16,000.00	1,537,000.00
118 ABATEMENT					
118.000000.000.000.000.00.111400.0000.00.					
CASH IN INVESTMENTS	292,242.00				
1 130 GEN 01/10/24 INV INVESTMENT ACQUIRED		1,300.00	.00	1,300.00	
3 160 GEN 03/12/24 INV INVESTMENT ACQUIRED		2,200.00	.00	3,500.00	
5 140 GEN 05/13/24 INV INVESTMENT ACQUIRED		1,000.00	.00	4,500.00	
6 163 GEN 06/13/24 INV INVESTMENT ACQUIRED		2,200.00	.00	6,700.00	
118-111400	292,242.00	6,700.00	.00	6,700.00	298,942.00
TOTALS FOR FUND 118					
ABATEMENT	292,242.00	6,700.00	.00	6,700.00	298,942.00
120 REET & PROPERTY TAX ADMIN ASST					
120.000000.000.000.000.00.111400.0000.00.					
CASH IN INVESTMENTS	97,021.00				
1 130 GEN 01/10/24 INV INVESTMENT ACQUIRED		1,600.00	.00	1,600.00	
1 238 GEN 01/18/24 INV INVESTMENT LIQUIDATED		.00	15,000.00	-13,400.00	
1 254 GEN 01/19/24 INV INVESTMENT LIQUIDATED		.00	11,000.00	-24,400.00	
2 151 GEN 02/13/24 INV INVESTMENT ACQUIRED		1,600.00	.00	-22,800.00	
2 204 GEN 02/15/24 INV INVESTMENT LIQUIDATED		.00	931.00	-23,731.00	
3 160 GEN 03/12/24 INV INVESTMENT ACQUIRED		1,400.00	.00	-22,331.00	
4 155 GEN 04/15/24 INV INVESTMENT ACQUIRED		1,000.00	.00	-21,331.00	
5 140 GEN 05/13/24 INV INVESTMENT ACQUIRED		1,500.00	.00	-19,831.00	
5 203 GEN 05/15/24 INV INVESTMENT LIQUIDATED		.00	670.00	-20,501.00	
6 163 GEN 06/13/24 INV INVESTMENT ACQUIRED		1,800.00	.00	-18,701.00	
120-111400	97,021.00	8,900.00	27,601.00	-18,701.00	78,320.00
TOTALS FOR FUND 120					
REET & PROPERTY TAX ADMIN ASST	97,021.00	8,900.00	27,601.00	-18,701.00	78,320.00
150 COMMUNITY SERVICES HEALTH					

32

ACCOUNT TRIAL BALANCE FOR FY24/JAN TO JUN
FUND 150

ACCOUNT NAME	BEG. BALANCE	DEBITS	CREDITS	NET CHANGE	END BALANCE
150.000000.000.000.000.00.111400.0000.00.					
CASH IN INVESTMENTS	2,546,000.00				
1 130 GEN 01/10/24 INV INVESTMENT LIQUIDATED		.00	500,000.00	-500,000.00	
2 151 GEN 02/13/24 INV INVESTMENT ACQUIRED		95,000.00	.00	-405,000.00	
3 160 GEN 03/12/24 INV INVESTMENT ACQUIRED		1,000,000.00	.00	595,000.00	
4 155 GEN 04/15/24 INV INVESTMENT ACQUIRED		200,000.00	.00	795,000.00	
150-111400	2,546,000.00	1,295,000.00	500,000.00	795,000.00	3,341,000.00
TOTALS FOR FUND 150					
COMMUNITY SERVICES HEALTH	2,546,000.00	1,295,000.00	500,000.00	795,000.00	3,341,000.00
155 AMERICAN RESCUE PLAN ACT					
155.000000.000.000.000.00.111400.0000.00.					
CASH IN INVESTMENTS	4,769,000.00				
1 130 GEN 01/10/24 INV INVESTMENT LIQUIDATED		.00	450,000.00	-450,000.00	
2 151 GEN 02/13/24 INV INVESTMENT LIQUIDATED		.00	274,000.00	-724,000.00	
4 155 GEN 04/15/24 INV INVESTMENT ACQUIRED		250,000.00	.00	-474,000.00	
5 311 GEN 05/22/24 INV INVESTMENT LIQUIDATED		.00	295,000.00	-769,000.00	
6 431 GEN 06/28/24 INV INVESTMENT LIQUIDATED		.00	21,000.00	-790,000.00	
15000550-111400	4,769,000.00	250,000.00	1,040,000.00	-790,000.00	3,979,000.00
TOTALS FOR FUND 155					
AMERICAN RESCUE PLAN ACT	4,769,000.00	250,000.00	1,040,000.00	-790,000.00	3,979,000.00
163 LODGING TAX (HOTEL/MOTEL)					
163.000000.000.000.000.00.111400.0000.00.					
CASH IN INVESTMENTS	1,665,000.00				
1 130 GEN 01/10/24 INV INVESTMENT LIQUIDATED		.00	100,000.00	-100,000.00	
2 151 GEN 02/13/24 INV INVESTMENT ACQUIRED		56,000.00	.00	-44,000.00	
6 163 GEN 06/13/24 INV INVESTMENT ACQUIRED		11,000.00	.00	-33,000.00	
163-111400	1,665,000.00	67,000.00	100,000.00	-33,000.00	1,632,000.00
TOTALS FOR FUND 163					
LODGING TAX (HOTEL/MOTEL)	1,665,000.00	67,000.00	100,000.00	-33,000.00	1,632,000.00
164 MENTAL HEALTH					
164.000000.000.000.000.00.111400.0000.00.					
CASH IN INVESTMENTS	2,389,261.00				
1 130 GEN 01/10/24 INV INVESTMENT LIQUIDATED		.00	20,000.00	-20,000.00	
1 508 GEN 01/31/24 INV INVESTMENT LIQUIDATED		.00	5,100.00	-25,100.00	
2 151 GEN 02/13/24 INV INVESTMENT LIQUIDATED		.00	24,000.00	-49,100.00	
3 160 GEN 03/12/24 INV INVESTMENT ACQUIRED		50,000.00	.00	900.00	
4 155 GEN 04/15/24 INV INVESTMENT ACQUIRED		75,000.00	.00	75,900.00	
4 197 GEN 04/17/24 INV INVESTMENT LIQUIDATED		.00	100,000.00	-24,100.00	
5 140 GEN 05/13/24 INV INVESTMENT ACQUIRED		130,000.00	.00	105,900.00	
5 164 GEN 05/14/24 INV INVESTMENT LIQUIDATED		.00	4,500.00	101,400.00	
5 203 GEN 05/15/24 INV INVESTMENT LIQUIDATED		.00	50,000.00	51,400.00	
6 163 GEN 06/13/24 INV INVESTMENT ACQUIRED		60,000.00	.00	111,400.00	

ACCOUNT TRIAL BALANCE FOR FY24/JAN TO JUN

FUND 164

ACCOUNT	BEG. BALANCE	DEBITS	CREDITS	NET CHANGE	END BALANCE
164-111400	2,389,261.00	315,000.00	203,600.00	111,400.00	2,500,661.00
TOTALS FOR FUND 164					
MENTAL HEALTH	2,389,261.00	315,000.00	203,600.00	111,400.00	2,500,661.00
180 TREASURER'S M&O FUND					
180.000000.000.000.000.00.111400.0000.00.					
CASH IN INVESTMENTS	121,715.54				
1 50 GEN 01/08/24 INV INVESTMENT LIQUIDATED		.00	105.00	-105.00	
1 130 GEN 01/10/24 INV INVESTMENT LIQUIDATED		.00	5,000.00	-5,105.00	
2 151 GEN 02/13/24 INV INVESTMENT ACQUIRED		28,000.00	.00	22,895.00	
3 160 GEN 03/12/24 INV INVESTMENT ACQUIRED		60,000.00	.00	82,895.00	
5 140 GEN 05/13/24 INV INVESTMENT ACQUIRED		10,000.00	.00	92,895.00	
180-111400	121,715.54	98,000.00	5,105.00	92,895.00	214,610.54
TOTALS FOR FUND 180					
TREASURER'S M&O FUND	121,715.54	98,000.00	5,105.00	92,895.00	214,610.54
190 VETERANS ASSISTANCE					
190.000000.000.000.000.00.111400.0000.00.					
CASH IN INVESTMENTS	250,370.00				
1 130 GEN 01/10/24 INV INVESTMENT ACQUIRED		700.00	.00	700.00	
1 358 GEN 01/25/24 INV INVESTMENT LIQUIDATED		.00	662.00	38.00	
1 508 GEN 01/31/24 INV INVESTMENT LIQUIDATED		.00	12,000.00	-11,962.00	
2 151 GEN 02/13/24 INV INVESTMENT ACQUIRED		900.00	.00	-11,062.00	
2 204 GEN 02/15/24 INV INVESTMENT LIQUIDATED		.00	1,174.00	-12,236.00	
2 408 GEN 02/28/24 INV INVESTMENT LIQUIDATED		.00	4,600.00	-16,836.00	
3 160 GEN 03/12/24 INV INVESTMENT ACQUIRED		4,000.00	.00	-12,836.00	
3 498 GEN 03/29/24 INV INVESTMENT LIQUIDATED		.00	8,700.00	-21,536.00	
4 155 GEN 04/15/24 INV INVESTMENT ACQUIRED		1,000.00	.00	-20,536.00	
5 140 GEN 05/13/24 INV INVESTMENT ACQUIRED		40,000.00	.00	19,464.00	
6 163 GEN 06/13/24 INV INVESTMENT ACQUIRED		14,000.00	.00	33,464.00	
6 431 GEN 06/28/24 INV INVESTMENT LIQUIDATED		.00	13,000.00	20,464.00	
190-111400	250,370.00	60,600.00	40,136.00	20,464.00	270,834.00
TOTALS FOR FUND 190					
VETERANS ASSISTANCE	250,370.00	60,600.00	40,136.00	20,464.00	270,834.00
194 MASON LAKE MNGMT DIST #2					
194.000000.000.000.000.00.111400.0000.00.					
CASH IN INVESTMENTS	96,961.00				
2 151 GEN 02/13/24 INV INVESTMENT ACQUIRED		500.00	.00	500.00	
3 160 GEN 03/12/24 INV INVESTMENT ACQUIRED		3,000.00	.00	3,500.00	
4 155 GEN 04/15/24 INV INVESTMENT ACQUIRED		1,500.00	.00	5,000.00	
5 140 GEN 05/13/24 INV INVESTMENT ACQUIRED		15,000.00	.00	20,000.00	
6 163 GEN 06/13/24 INV INVESTMENT ACQUIRED		5,000.00	.00	25,000.00	
194-111400	96,961.00	25,000.00	.00	25,000.00	121,961.00

34

ACCOUNT TRIAL BALANCE FOR FY24/JAN TO JUN
FUND 195

ACCOUNT NAME	BEG. BALANCE	DEBITS	CREDITS	NET CHANGE	END BALANCE
TOTALS FOR FUND 194					
MASON LAKE MNGMT DIST #2	96,961.00	25,000.00	.00	25,000.00	121,961.00
195 SPENCER LAKE MNGMT DIST #3					
195.000000.000.000.000.00.111400.0000.00.					
CASH IN INVESTMENTS	7,221.00				
3 160 GEN 03/12/24 INV INVESTMENT ACQUIRED		1,000.00	.00	1,000.00	
4 155 GEN 04/15/24 INV INVESTMENT ACQUIRED		800.00	.00	1,800.00	
5 140 GEN 05/13/24 INV INVESTMENT ACQUIRED		6,500.00	.00	8,300.00	
6 163 GEN 06/13/24 INV INVESTMENT ACQUIRED		1,200.00	.00	9,500.00	
19000440-111400	7,221.00	9,500.00	.00	9,500.00	16,721.00
TOTALS FOR FUND 195					
SPENCER LAKE MNGMT DIST #3	7,221.00	9,500.00	.00	9,500.00	16,721.00
199 ISLAND LAKE MNGMT DIST #1					
199.000000.000.000.000.00.111400.0000.00.					
CASH IN INVESTMENTS	12,951.00				
2 151 GEN 02/13/24 INV INVESTMENT ACQUIRED		500.00	.00	500.00	
2 204 GEN 02/15/24 INV INVESTMENT LIQUIDATED		.00	84.00	416.00	
5 203 GEN 05/15/24 INV INVESTMENT LIQUIDATED		.00	6.00	410.00	
199-111400	12,951.00	500.00	90.00	410.00	13,361.00
TOTALS FOR FUND 199					
ISLAND LAKE MNGMT DIST #1	12,951.00	500.00	90.00	410.00	13,361.00
205 PW FACILITY 2007 BOND					
205.000000.000.000.000.00.111400.0000.00.					
CASH IN INVESTMENTS	19,908.00				
2 151 GEN 02/13/24 INV INVESTMENT ACQUIRED		994,000.00	.00	994,000.00	
3 160 GEN 03/12/24 INV INVESTMENT ACQUIRED		3,000.00	.00	997,000.00	
5 140 GEN 05/13/24 INV INVESTMENT ACQUIRED		4,000.00	.00	1,001,000.00	
5 514 GEN 05/31/24 INV INVESTMENT LIQUIDATED		.00	925,000.00	76,000.00	
6 163 GEN 06/13/24 INV INVESTMENT ACQUIRED		9,000.00	.00	85,000.00	
205-111400	19,908.00	1,010,000.00	925,000.00	85,000.00	104,908.00
TOTALS FOR FUND 205					
PW FACILITY 2007 BOND	19,908.00	1,010,000.00	925,000.00	85,000.00	104,908.00
215 MASON CTY LTGO 2013 BOND					
215.000000.000.000.000.00.111400.0000.00.					
CASH IN INVESTMENTS - POOL	84,464.00				
2 151 GEN 02/13/24 INV INVESTMENT ACQUIRED		96,000.00	.00	96,000.00	
3 160 GEN 03/12/24 INV INVESTMENT ACQUIRED		1,400.00	.00	97,400.00	
5 140 GEN 05/13/24 INV INVESTMENT ACQUIRED		14,000.00	.00	111,400.00	
5 514 GEN 05/31/24 INV INVESTMENT LIQUIDATED		.00	25,000.00	86,400.00	
6 163 GEN 06/13/24 INV INVESTMENT ACQUIRED		3,500.00	.00	89,900.00	

ACCOUNT TRIAL BALANCE FOR FY24/JAN TO JUN
FUND 215

ACCOUNT NAME	BEG. BALANCE	DEBITS	CREDITS	NET CHANGE	END BALANCE
215-111400	84,464.00	114,900.00	25,000.00	89,900.00	174,364.00
TOTALS FOR FUND 215					
MASON CTY LTGO 2013 BOND	84,464.00	114,900.00	25,000.00	89,900.00	174,364.00
250 MC LTGO 2008 BOND					
250.000000.000.000.000.00.111400.0000.00.					
CASH IN INVESTMENTS	29,018.00				
2 151 GEN 02/13/24 INV INVESTMENT ACQUIRED		235,000.00	.00	235,000.00	
3 160 GEN 03/12/24 INV INVESTMENT ACQUIRED		1,100.00	.00	236,100.00	
5 140 GEN 05/13/24 INV INVESTMENT ACQUIRED		1,200.00	.00	237,300.00	
5 514 GEN 05/31/24 INV INVESTMENT LIQUIDATED		.00	14,000.00	223,300.00	
6 163 GEN 06/13/24 INV INVESTMENT ACQUIRED		2,700.00	.00	226,000.00	
250-111400	29,018.00	240,000.00	14,000.00	226,000.00	255,018.00
TOTALS FOR FUND 250					
MC LTGO 2008 BOND	29,018.00	240,000.00	14,000.00	226,000.00	255,018.00
350 REET 1 - CAPITAL IMPROVEMENTS					
350.000000.000.000.000.00.111400.0000.00.					
CASH IN INVESTMENTS	2,201,156.00				
1 416 GEN 01/26/24 INV INVESTMENT LIQUIDATED		.00	265,166.00	-265,166.00	
2 151 GEN 02/13/24 INV INVESTMENT ACQUIRED		11,000.00	.00	-254,166.00	
2 301 GEN 02/22/24 INV INVESTMENT LIQUIDATED		.00	174,000.00	-428,166.00	
3 160 GEN 03/12/24 INV INVESTMENT ACQUIRED		18,000.00	.00	-410,166.00	
4 155 GEN 04/15/24 INV INVESTMENT ACQUIRED		13,000.00	.00	-397,166.00	
5 140 GEN 05/13/24 INV INVESTMENT ACQUIRED		130,000.00	.00	-267,166.00	
6 163 GEN 06/13/24 INV INVESTMENT ACQUIRED		50,000.00	.00	-217,166.00	
350-111400	2,201,156.00	222,000.00	439,166.00	-217,166.00	1,983,990.00
TOTALS FOR FUND 350					
REET 1 - CAPITAL IMPROVEMENTS	2,201,156.00	222,000.00	439,166.00	-217,166.00	1,983,990.00
351 REET 2 CAPITAL IMPROVEMENTS					
351.000000.000.000.000.00.111400.0000.00.					
CASH IN INVESTMENTS	5,898,658.00				
1 130 GEN 01/10/24 INV INVESTMENT ACQUIRED		100,000.00	.00	100,000.00	
1 508 GEN 01/31/24 INV INVESTMENT LIQUIDATED		.00	862,000.00	-762,000.00	
2 151 GEN 02/13/24 INV INVESTMENT ACQUIRED		88,000.00	.00	-674,000.00	
3 160 GEN 03/12/24 INV INVESTMENT ACQUIRED		140,000.00	.00	-534,000.00	
4 155 GEN 04/15/24 INV INVESTMENT LIQUIDATED		.00	20,000.00	-554,000.00	
5 140 GEN 05/13/24 INV INVESTMENT ACQUIRED		170,000.00	.00	-384,000.00	
6 163 GEN 06/13/24 INV INVESTMENT ACQUIRED		80,000.00	.00	-304,000.00	
351-111400	5,898,658.00	578,000.00	882,000.00	-304,000.00	5,594,658.00
TOTALS FOR FUND 351					
REET 2 CAPITAL IMPROVEMENTS	5,898,658.00	578,000.00	882,000.00	-304,000.00	5,594,658.00
402 MASON COUNTY LANDFILL					

ACCOUNT TRIAL BALANCE FOR FY24/JAN TO JUN

FUND 402

ACCOUNT NAME	BEG. BALANCE	DEBITS	CREDITS	NET CHANGE	END BALANCE
402.000000.000.000.000.00.111400.0000.00.					
CASH IN INVESTMENTS	3,113,000.00				
1 130 GEN 01/10/24 INV INVESTMENT LIQUIDATED		.00	9,000.00	-9,000.00	
2 151 GEN 02/13/24 INV INVESTMENT ACQUIRED		95,000.00	.00	86,000.00	
3 160 GEN 03/12/24 INV INVESTMENT ACQUIRED		500,000.00	.00	586,000.00	
4 126 GEN 04/11/24 INV INVESTMENT LIQUIDATED		.00	156,000.00	430,000.00	
4 155 GEN 04/15/24 INV INVESTMENT LIQUIDATED		.00	400,000.00	30,000.00	
5 140 GEN 05/13/24 INV INVESTMENT ACQUIRED		200,000.00	.00	230,000.00	
6 163 GEN 06/13/24 INV INVESTMENT ACQUIRED		750,000.00	.00	980,000.00	
402-111400	3,113,000.00	1,545,000.00	565,000.00	980,000.00	4,093,000.00
TOTALS FOR FUND 402					
MASON COUNTY LANDFILL	3,113,000.00	1,545,000.00	565,000.00	980,000.00	4,093,000.00
403 N. BAY / CASE INLET UTILITY					
403.000000.000.000.000.00.111400.0000.00.					
CASH IN INVESTMENTS	2,651,839.00				
2 151 GEN 02/13/24 INV INVESTMENT ACQUIRED		100,000.00	.00	100,000.00	
3 160 GEN 03/12/24 INV INVESTMENT ACQUIRED		130,000.00	.00	230,000.00	
4 155 GEN 04/15/24 INV INVESTMENT ACQUIRED		30,000.00	.00	260,000.00	
5 140 GEN 05/13/24 INV INVESTMENT ACQUIRED		140,000.00	.00	400,000.00	
6 163 GEN 06/13/24 INV INVESTMENT ACQUIRED		4,000.00	.00	404,000.00	
403-111400	2,651,839.00	404,000.00	.00	404,000.00	3,055,839.00
TOTALS FOR FUND 403					
N. BAY / CASE INLET UTILITY	2,651,839.00	404,000.00	.00	404,000.00	3,055,839.00
412 BEARDS COVE WATER					
412.000000.000.000.000.00.111400.0000.00.					
CASH IN INVESTMENTS	595,000.00				
5 140 GEN 05/13/24 INV INVESTMENT ACQUIRED		28,000.00	.00	28,000.00	
6 163 GEN 06/13/24 INV INVESTMENT ACQUIRED		14,000.00	.00	42,000.00	
412-111400	595,000.00	42,000.00	.00	42,000.00	637,000.00
TOTALS FOR FUND 412					
BEARDS COVE WATER	595,000.00	42,000.00	.00	42,000.00	637,000.00
413 BELFAIR WW & WATER RECLAMATION					
413.000000.000.000.000.00.111400.0000.00.					
CASH IN INVESTMENTS	3,385,890.98				
1 130 GEN 01/10/24 INV INVESTMENT LIQUIDATED		.00	240,000.00	-240,000.00	
2 151 GEN 02/13/24 INV INVESTMENT ACQUIRED		2,500,000.00	.00	2,260,000.00	
3 160 GEN 03/12/24 INV INVESTMENT ACQUIRED		213,000.00	.00	2,473,000.00	
5 18 GEN 05/02/24 INV INVESTMENT LIQUIDATED		.00	242,000.00	2,231,000.00	
5 58 GEN 05/08/24 INV INVESTMENT LIQUIDATED		.00	12,000.00	2,219,000.00	
5 137 GEN 05/10/24 INV INVESTMENT LIQUIDATED		.00	50.00	2,218,950.00	
5 140 GEN 05/13/24 INV INVESTMENT LIQUIDATED		.00	500,000.00	1,718,950.00	
413-111400	3,385,890.98	2,713,000.00	994,050.00	1,718,950.00	5,104,840.98

ACCOUNT TRIAL BALANCE FOR FY24/JAN TO JUN
FUND 428

ACCOUNT NAME	BEG. BALANCE	DEBITS	CREDITS	NET CHANGE	END BALANCE
TOTALS FOR FUND 413					
BELFAIR WW & WATER RECLAMATION	3,385,890.98	2,713,000.00	994,050.00	1,718,950.00	5,104,840.98
428 RESERVE LANDFILL					
428.000000.000.000.000.00.111400.0000.00.					
CASH IN INVESTMENTS	448,203.90				
1 130 GEN 01/10/24 INV INVESTMENT ACQUIRED		2,000.00	.00	2,000.00	
2 151 GEN 02/13/24 INV INVESTMENT ACQUIRED		100.00	.00	2,100.00	
2 301 GEN 02/22/24 INV INVESTMENT LIQUIDATED		.00	1,900.00	200.00	
3 160 GEN 03/12/24 INV INVESTMENT ACQUIRED		1,900.00	.00	2,100.00	
3 337 GEN 03/21/24 INV INVESTMENT LIQUIDATED		.00	1,750.00	350.00	
5 140 GEN 05/13/24 INV INVESTMENT ACQUIRED		1,500.00	.00	1,850.00	
5 311 GEN 05/22/24 INV INVESTMENT LIQUIDATED		.00	10,000.00	-8,150.00	
6 163 GEN 06/13/24 INV INVESTMENT ACQUIRED		4,900.00	.00	-3,250.00	
428-111400	448,203.90	10,400.00	13,650.00	-3,250.00	444,953.90
TOTALS FOR FUND 428					
RESERVE LANDFILL	448,203.90	10,400.00	13,650.00	-3,250.00	444,953.90
501 EQUIPMENT RENTAL & REVOLVING					
501.000000.000.000.000.00.111400.0000.00.					
CASH IN INVESTMENTS	5,112,000.00				
2 151 GEN 02/13/24 INV INVESTMENT ACQUIRED		20,000.00	.00	20,000.00	
5 140 GEN 05/13/24 INV INVESTMENT ACQUIRED		75,000.00	.00	95,000.00	
6 163 GEN 06/13/24 INV INVESTMENT ACQUIRED		200,000.00	.00	295,000.00	
501-111400	5,112,000.00	295,000.00	.00	295,000.00	5,407,000.00
TOTALS FOR FUND 501					
EQUIPMENT RENTAL & REVOLVING	5,112,000.00	295,000.00	.00	295,000.00	5,407,000.00
662 CEMETERY DISTRICT #1					
662.001010.000.000.111.40.111400.0000.00.					
CASH IN INVESTMENTS	92,000.00				
66200020-111400	92,000.00	.00	.00	.00	92,000.00
TOTALS FOR FUND 662					
CEMETERY DISTRICT #1	92,000.00	.00	.00	.00	92,000.00
665 FIRE DISTRICTS					
665.003010.000.000.111.40.111400.0000.00.					
CASH IN INVESTMENTS	42,291.48				
6 431 GEN 06/28/24 INV INVESTMENT LIQUIDATED		.00	42,291.48	-42,291.48	
66500480-111400	42,291.48	.00	42,291.48	-42,291.48	.00
665.003020.000.000.111.40.111400.0000.00.					
CASH IN INVESTMENTS	147,850.54				
6 431 GEN 06/28/24 INV INVESTMENT LIQUIDATED		.00	147,850.54	-147,850.54	

ACCOUNT TRIAL BALANCE FOR FY24/JAN TO JUN

FUND 665

ACCOUNT NAME	BEG. BALANCE	DEBITS	CREDITS	NET CHANGE	END BALANCE
66500530-111400	147,850.54	.00	147,850.54	-147,850.54	.00
665.003040.000.000.111.40.111400.0000.00.					
CASH IN INVESTMENTS	253,439.91				
6 431 GEN 06/28/24 INV INVESTMENT LIQUIDATED	253,439.91	.00	253,439.91	-253,439.91	.00
66500580-111400	253,439.91	.00	253,439.91	-253,439.91	.00
665.004020.000.000.111.40.111400.0000.00.					
CASH IN INVESTMENTS	461.92				
66500680-111400	461.92	.00	.00	.00	461.92
665.005020.000.000.111.40.111400.0000.00.					
CASH IN INVESTMENTS	.00				
5 137 GEN 05/10/24 INV INVESTMENT ACQUIRED	.00	364,438.95	.00	364,438.95	
66500830-111400	.00	364,438.95	.00	364,438.95	364,438.95
665.005040.000.000.111.40.111400.0000.00.					
CASH IN INVESTMENTS	.00				
5 137 GEN 05/10/24 INV INVESTMENT ACQUIRED	.00	774,619.22	.00	774,619.22	
66500880-111400	.00	774,619.22	.00	774,619.22	774,619.22
665.006020.000.000.111.40.111400.0000.00.					
CASH IN INVESTMENTS	125,419.63				
66501030-111400	125,419.63	.00	.00	.00	125,419.63
665.010010.000.000.111.40.111400.0000.00.					
CASH IN INVESTMENTS - POOL	3,301,536.99				
1 50 GEN 01/08/24 INV INVESTMENT LIQUIDATED		.00	166,351.01	-166,351.01	
1 159 GEN 01/16/24 INV INVESTMENT LIQUIDATED		.00	50,557.36	-216,908.37	
2 151 GEN 02/13/24 INV INVESTMENT LIQUIDATED		.00	303,076.18	-519,984.55	
2 236 GEN 02/20/24 INV INVESTMENT LIQUIDATED		.00	8,436.59	-528,421.14	
3 97 GEN 03/11/24 INV INVESTMENT LIQUIDATED		.00	194,272.31	-722,693.45	
4 67 GEN 04/08/24 INV INVESTMENT LIQUIDATED		.00	117,037.11	-839,730.56	
5 140 GEN 05/13/24 INV INVESTMENT ACQUIRED		607,566.66	.00	-232,163.90	
6 260 GEN 06/20/24 INV INVESTMENT LIQUIDATED		.00	21,808.11	-253,972.01	
66510002-111400	3,301,536.99	607,566.66	861,538.67	-253,972.01	3,047,564.98
665.010030.000.000.111.40.111400.0000.00.					
CASH IN INVESTMENTS	24,867.90				
2 235 GEN 02/20/24 INV INVESTMENT LIQUIDATED		.00	2,691.60	-2,691.60	
5 140 GEN 05/13/24 INV INVESTMENT LIQUIDATED		.00	793.46	-3,485.06	
6 75 GEN 06/10/24 INV INVESTMENT LIQUIDATED		.00	4,934.40	-8,419.46	
66010037-111400	24,867.90	.00	8,419.46	-8,419.46	16,448.44
665.012010.000.000.111.40.111400.0000.00.					
CASH IN INVESTMENTS	3,000.00				
66501730-111400	3,000.00	.00	.00	.00	3,000.00
665.012020.000.000.111.40.111400.0000.00.					
CASH IN INVESTMENTS	18,726.64				
66501780-111400	18,726.64	.00	.00	.00	18,726.64
665.012040.000.000.111.40.111400.0000.00.					

39

ACCOUNT TRIAL BALANCE FOR FY24/JAN TO JUN
FUND 665

ACCOUNT	BEG. BALANCE	DEBITS	CREDITS	NET CHANGE	END BALANCE
CASH IN INVESTMENTS	9,765.38				
66501830-111400	9,765.38	.00	.00	.00	9,765.38
665.012060.000.000.111.40.111400.0000.00.					
CASH IN INVESTMENTS	3,301.67				
66501880-111400	3,301.67	.00	.00	.00	3,301.67
665.013020.000.000.111.40.111400.0000.00.					
CASH IN INVESTMENTS	2,131.03				
66501980-111400	2,131.03	.00	.00	.00	2,131.03
665.016010.000.000.111.40.111400.0000.00.					
CASH IN INVESTMENTS	5,248.67				
66502130-111400	5,248.67	.00	.00	.00	5,248.67
665.016020.000.000.111.40.111400.0000.00.					
CASH IN INVESTMENTS	50,942.08				
66502180-111400	50,942.08	.00	.00	.00	50,942.08
665.016040.000.000.111.40.111400.0000.00.					
CASH IN INVESTMENTS	700.00				
66502230-111400	700.00	.00	.00	.00	700.00
665.017010.000.000.111.40.111400.0000.00.					
CASH IN INVESTMENTS	30,531.68				
66502330-111400	30,531.68	.00	.00	.00	30,531.68
665.017040.000.000.111.40.111400.0000.00.					
CASH IN INVESTMENTS	86,665.44				
66502380-111400	86,665.44	.00	.00	.00	86,665.44
665.018010.000.000.111.40.111400.0000.00.					
CASH IN INVESTMENTS	144,511.04				
66502480-111400	144,511.04	.00	.00	.00	144,511.04
665.018020.000.000.111.40.111400.0000.00.					
CASH IN INVESTMENTS	137,916.00				
66502530-111400	137,916.00	.00	.00	.00	137,916.00
665.018040.000.000.111.40.111400.0000.00.					
CASH IN INVESTMENTS	116,362.33				
66502630-111400	116,362.33	.00	.00	.00	116,362.33
665.018060.000.000.111.40.111400.0000.00.					
CASH IN INVESTMENTS	23.43				
66502680-111400	23.43	.00	.00	.00	23.43
TOTALS FOR FUND 665					
FIRE DISTRICTS	4,505,693.76	1,746,624.83	1,313,540.06	433,084.77	4,938,778.53
668 MASON COUNTY TRANSIT					

ACCOUNT TRIAL BALANCE FOR FY24/JAN TO JUN
FUND 668

ACCOUNT NAME	BEG. BALANCE	DEBITS	CREDITS	NET CHANGE	END BALANCE
668.010010.000.000.111.40.111400.0000.00. CASH IN INVESTMENTS	17,750,000.00				
66800006-111400	17,750,000.00	.00	.00	.00	17,750,000.00
TOTALS FOR FUND 668					
MASON COUNTY TRANSIT	17,750,000.00	.00	.00	.00	17,750,000.00
670 PORTS					
670.000010.000.000.111.40.111400.0000.00. CASH IN INVESTMENTS	6,314.73				
2 75 GEN 02/07/24 INV INVESTMENT LIQUIDATED		.00	1,500.00	-1,500.00	
3 78 GEN 03/06/24 INV INVESTMENT LIQUIDATED		.00	4,814.73	-6,314.73	
67000080-111400	6,314.73	.00	6,314.73	-6,314.73	.00
670.005010.000.000.111.40.111400.0000.00. CASH IN INVESTMENTS	21,123.36				
67000130-111400	21,123.36	.00	.00	.00	21,123.36
670.006010.000.000.111.40.111400.0000.00. CASH IN INVESTMENTS	537.00				
2 75 GEN 02/07/24 INV INVESTMENT LIQUIDATED		.00	500.00	-500.00	
67000180-111400	537.00	.00	500.00	-500.00	37.00
670.010010.000.000.111.40.111400.0000.00. CASH IN INVESTMENTS	200,000.00				
67000230-111400	200,000.00	.00	.00	.00	200,000.00
670.020010.000.000.111.40.111400.0000.00. CASH IN INVESTMENTS	70,836.62				
67000280-111400	70,836.62	.00	.00	.00	70,836.62
670.020030.000.000.111.40.111400.0000.00. CASH IN INVESTMENTS	7,832.30				
67000330-111400	7,832.30	.00	.00	.00	7,832.30
670.030010.000.000.111.40.111400.0000.00. CASH IN INVESTMENTS	343,836.50				
5 453 GEN 05/30/24 INV INVESTMENT LIQUIDATED		.00	15,000.00	-15,000.00	
67000380-111400	343,836.50	.00	15,000.00	-15,000.00	328,836.50
TOTALS FOR FUND 670					
PORTS	650,480.51	.00	21,814.73	-21,814.73	628,665.78
675 HOSPITAL DISTRICTS					
675.001015.000.000.111.40.111400.0000.00. CASH IN INVESTMENTS	90,767,785.39				
1 159 GEN 01/16/24 INV INVESTMENT ACQUIRED		415,722.02	.00	415,722.02	
2 118 GEN 02/09/24 INV INVESTMENT ACQUIRED		431,013.36	.00	846,735.38	
3 78 GEN 03/06/24 INV INVESTMENT ACQUIRED		523,604.54	.00	1,370,339.92	
3 79 GEN 03/07/24 INV INVESTMENT LIQUIDATED		.00	1,000,000.00	370,339.92	

ACCOUNT TRIAL BALANCE FOR FY24/JAN TO JUN
FUND 675

ACCOUNT PER	ACCOUNT NAME JNL	SRC	EFF DATE	REFERENCE	BEG. BALANCE	DEBITS	CREDITS	NET CHANGE	END BALANCE
3	264 GEN 03/19/24 INV			INVESTMENT LIQUIDATED		.00	2,000,000.00	-1,629,660.08	
4	4 GEN 04/01/24 INV			INVESTMENT LIQUIDATED		.00	1,000,000.00	-2,629,660.08	
4	67 GEN 04/08/24 INV			INVESTMENT ACQUIRED		512,577.67	.00	-2,117,082.41	
4	282 GEN 04/23/24 INV			INVESTMENT ACQUIRED		2,000,000.00	.00	-117,082.41	
5	18 GEN 05/02/24 INV			INVESTMENT LIQUIDATED		.00	1,000,000.00	-1,117,082.41	
5	58 GEN 05/08/24 INV			INVESTMENT ACQUIRED		1,327,459.84	.00	210,377.43	
5	255 GEN 05/21/24 INV			INVESTMENT ACQUIRED		2,000,000.00	.00	2,210,377.43	
5	324 GEN 05/23/24 INV			INVESTMENT LIQUIDATED		.00	1,032,064.25	1,178,313.18	
6	75 GEN 06/10/24 INV			INVESTMENT ACQUIRED		680,944.83	.00	1,859,258.01	
67500130-111400					90,767,785.39	7,891,322.26	6,032,064.25	1,859,258.01	92,627,043.40
675.001020.000.000.111.40.111400.0000.00.									
CASH IN INVESTMENTS					66,275.56				
1	159 GEN 01/16/24 INV			INVESTMENT ACQUIRED		279.89	.00	279.89	
2	118 GEN 02/09/24 INV			INVESTMENT ACQUIRED		290.22	.00	570.11	
3	78 GEN 03/06/24 INV			INVESTMENT ACQUIRED		290.75	.00	860.86	
4	67 GEN 04/08/24 INV			INVESTMENT ACQUIRED		273.01	.00	1,133.87	
5	58 GEN 05/08/24 INV			INVESTMENT ACQUIRED		292.83	.00	1,426.70	
6	75 GEN 06/10/24 INV			INVESTMENT ACQUIRED		283.92	.00	1,710.62	
67500180-111400					66,275.56	1,710.62	.00	1,710.62	67,986.18
675.001035.000.000.111.40.111400.0000.00.									
CASH IN INVESTMENTS					5,570,683.90				
1	159 GEN 01/16/24 INV			INVESTMENT ACQUIRED		24,707.22	.00	24,707.22	
2	118 GEN 02/09/24 INV			INVESTMENT ACQUIRED		25,626.98	.00	50,334.20	
3	78 GEN 03/06/24 INV			INVESTMENT ACQUIRED		25,677.38	.00	76,011.58	
4	67 GEN 04/08/24 INV			INVESTMENT ACQUIRED		24,114.08	.00	100,125.66	
5	58 GEN 05/08/24 INV			INVESTMENT ACQUIRED		25,874.35	.00	126,000.01	
6	75 GEN 06/10/24 INV			INVESTMENT ACQUIRED		25,090.20	.00	151,090.21	
67500230-111400					5,570,683.90	151,090.21	.00	151,090.21	5,721,774.11
675.002015.000.000.111.40.111400.0000.00.									
CASH IN INVESTMENTS					580,000.00				
67500520-111400					580,000.00	.00	.00	.00	580,000.00
TOTALS FOR FUND 675									
HOSPITAL DISTRICTS					96,984,744.85	8,044,123.09	6,032,064.25	2,012,058.84	98,996,803.69
685 SCHOOL DISTRICTS									
685.042010.000.000.111.40.111400.0000.00.									
CASH IN INVESTMENTS					394,819.29				
4	126 GEN 04/11/24 INV			INVESTMENT LIQUIDATED		.00	100,000.00	-100,000.00	
68500060-111400					394,819.29	.00	100,000.00	-100,000.00	294,819.29
685.042030.000.000.111.40.111400.0000.00.									
CASH IN INVESTMENTS					524.67				
68500190-111400					524.67	.00	.00	.00	524.67
685.042060.000.000.111.40.111400.0000.00.									
CASH IN INVESTMENTS					74,166.60				

42

ACCOUNT TRIAL BALANCE FOR FY24/JAN TO JUN
FUND 685

ACCOUNT NAME	BEG. BALANCE	DEBITS	CREDITS	NET CHANGE	END BALANCE
68500320-111400	74,166.60	.00	.00	.00	74,166.60
685.042080.000.000.111.40.111400.0000.00.					
CASH IN INVESTMENTS	1,683.69				
68500450-111400	1,683.69	.00	.00	.00	1,683.69
685.042090.000.000.111.40.111400.0000.00.					
CASH IN INVESTMENTS	100,216.95				
68500580-111400	100,216.95	.00	.00	.00	100,216.95
685.054010.000.000.111.40.111400.0000.00.					
CASH IN INVESTMENTS	402,608.07				
1 508 GEN 01/31/24 INV INVESTMENT LIQUIDATED		.00	20,000.00	-20,000.00	
3 498 GEN 03/29/24 INV INVESTMENT ACQUIRED		40,000.00	.00	20,000.00	
4 425 GEN 04/30/24 INV INVESTMENT ACQUIRED		100,000.00	.00	120,000.00	
5 514 GEN 05/31/24 INV INVESTMENT LIQUIDATED		.00	100,000.00	20,000.00	
6 431 GEN 06/28/24 INV INVESTMENT ACQUIRED		25,000.00	.00	45,000.00	
68500710-111400	402,608.07	165,000.00	120,000.00	45,000.00	447,608.07
685.054030.000.000.111.40.111400.0000.00.					
CASH IN INVESTMENTS	67,165.01				
1 508 GEN 01/31/24 INV INVESTMENT ACQUIRED		15,000.00	.00	15,000.00	
2 429 GEN 02/29/24 INV INVESTMENT ACQUIRED		40,000.00	.00	55,000.00	
68500840-111400	67,165.01	55,000.00	.00	55,000.00	122,165.01
685.054060.000.000.111.40.111400.0000.00.					
CASH IN INVESTMENTS	147,499.00				
2 429 GEN 02/29/24 INV INVESTMENT ACQUIRED		20,000.00	.00	20,000.00	
3 498 GEN 03/29/24 INV INVESTMENT ACQUIRED		50,000.00	.00	70,000.00	
4 425 GEN 04/30/24 INV INVESTMENT ACQUIRED		50,000.00	.00	120,000.00	
6 431 GEN 06/28/24 INV INVESTMENT ACQUIRED		200,000.00	.00	320,000.00	
68500952-111400	147,499.00	320,000.00	.00	320,000.00	467,499.00
685.054080.000.000.111.40.111400.0000.00.					
CASH IN INVESTMENTS	7,894.72				
2 429 GEN 02/29/24 INV INVESTMENT ACQUIRED		5,000.00	.00	5,000.00	
5 514 GEN 05/31/24 INV INVESTMENT LIQUIDATED		.00	1,000.00	4,000.00	
68500970-111400	7,894.72	5,000.00	1,000.00	4,000.00	11,894.72
685.054090.000.000.111.40.111400.0000.00.					
CASH IN INVESTMENTS	146,603.80				
4 425 GEN 04/30/24 INV INVESTMENT ACQUIRED		4,000.00	.00	4,000.00	
68501100-111400	146,603.80	4,000.00	.00	4,000.00	150,603.80
685.309010.000.000.111.40.111400.0000.00.					
CASH IN INVESTMENTS	.00				
5 97 GEN 05/09/24 INV INVESTMENT ACQUIRED		1,293,435.98	.00	1,293,435.98	
5 137 GEN 05/10/24 INV INVESTMENT LIQUIDATED		.00	527,438.75	765,997.23	
5 203 GEN 05/15/24 INV INVESTMENT LIQUIDATED		.00	195,000.00	570,997.23	
5 255 GEN 05/21/24 INV INVESTMENT ACQUIRED		44,657.77	.00	615,655.00	
5 514 GEN 05/31/24 INV INVESTMENT LIQUIDATED		.00	615,655.00	.00	
68501750-111400	.00	1,338,093.75	1,338,093.75	.00	.00

43

ACCOUNT TRIAL BALANCE FOR FY24/JAN TO JUN
FUND 685

ACCOUNT NAME	BEG. BALANCE	DEBITS	CREDITS	NET CHANGE	END BALANCE
685.309030.000.000.111.40.111400.0000.00.					
CASH IN INVESTMENTS	30,632.12				
1 416 GEN 01/26/24 INV INVESTMENT ACQUIRED		56,468.66	.00	56,468.66	
2 235 GEN 02/20/24 INV INVESTMENT ACQUIRED		133.86	.00	56,602.52	
3 78 GEN 03/06/24 INV INVESTMENT ACQUIRED		181.93	.00	56,784.45	
4 4 GEN 04/01/24 INV INVESTMENT LIQUIDATED		.00	85,000.00	-28,215.55	
5 51 GEN 05/06/24 INV INVESTMENT ACQUIRED		1,266.43	.00	-26,949.12	
6 163 GEN 06/13/24 INV INVESTMENT ACQUIRED		10.18	.00	-26,938.94	
68501880-111400	30,632.12	58,061.06	85,000.00	-26,938.94	3,693.18
685.309050.000.000.111.40.111400.0000.00.					
CASH IN INVESTMENTS	245,500.76				
1 416 GEN 01/26/24 INV INVESTMENT ACQUIRED		589.49	.00	589.49	
2 235 GEN 02/20/24 INV INVESTMENT ACQUIRED		1,080.68	.00	1,670.17	
3 78 GEN 03/06/24 INV INVESTMENT ACQUIRED		181.75	.00	1,851.92	
5 51 GEN 05/06/24 INV INVESTMENT ACQUIRED		1,647.16	.00	3,499.08	
6 163 GEN 06/13/24 INV INVESTMENT LIQUIDATED		.00	452.33	3,046.75	
68502010-111400	245,500.76	3,499.08	452.33	3,046.75	248,547.51
685.309060.000.000.111.40.111400.0000.00.					
CASH IN INVESTMENTS	870,323.92				
1 416 GEN 01/26/24 INV INVESTMENT ACQUIRED		36,447.08	.00	36,447.08	
2 235 GEN 02/20/24 INV INVESTMENT ACQUIRED		20,058.50	.00	56,505.58	
3 78 GEN 03/06/24 INV INVESTMENT ACQUIRED		287,769.03	.00	344,274.61	
4 256 GEN 04/19/24 INV INVESTMENT ACQUIRED		201,285.15	.00	545,559.76	
4 396 GEN 04/29/24 INV INVESTMENT ACQUIRED		500,000.00	.00	1,045,559.76	
5 51 GEN 05/06/24 INV INVESTMENT ACQUIRED		1,318,463.39	.00	2,364,023.15	
5 514 GEN 05/31/24 INV INVESTMENT LIQUIDATED		.00	715,000.00	1,649,023.15	
6 163 GEN 06/13/24 INV INVESTMENT ACQUIRED		16,612.38	.00	1,665,635.53	
68502140-111400	870,323.92	2,380,635.53	715,000.00	1,665,635.53	2,535,959.45
685.309080.000.000.111.40.111400.0000.00.					
CASH IN INVESTMENTS	333,868.38				
6 66 GEN 06/06/24 INV INVESTMENT LIQUIDATED		.00	2,000.00	-2,000.00	
68502270-111400	333,868.38	.00	2,000.00	-2,000.00	331,868.38
685.309090.000.000.111.40.111400.0000.00.					
CASH IN INVESTMENTS	68,220.35				
1 416 GEN 01/26/24 INV INVESTMENT LIQUIDATED		.00	12,979.12	-12,979.12	
2 235 GEN 02/20/24 INV INVESTMENT ACQUIRED		275.66	.00	-12,703.46	
3 78 GEN 03/06/24 INV INVESTMENT ACQUIRED		6,087.63	.00	-6,615.83	
4 256 GEN 04/19/24 INV INVESTMENT ACQUIRED		226.27	.00	-6,389.56	
5 51 GEN 05/06/24 INV INVESTMENT ACQUIRED		264.60	.00	-6,124.96	
6 163 GEN 06/13/24 INV INVESTMENT ACQUIRED		260.09	.00	-5,864.87	
68502400-111400	68,220.35	7,114.25	12,979.12	-5,864.87	62,355.48
685.311010.000.000.111.40.111400.0000.00.					
CASH IN INVESTMENTS	8,453,044.29				
1 508 GEN 01/31/24 INV INVESTMENT LIQUIDATED		.00	825,809.11	-825,809.11	
2 429 GEN 02/29/24 INV INVESTMENT ACQUIRED		66,292.34	.00	-759,516.77	
3 34 GEN 03/05/24 INV INVESTMENT LIQUIDATED		.00	845.56	-760,362.33	
3 498 GEN 03/29/24 INV INVESTMENT ACQUIRED		159,566.14	.00	-600,796.19	

44

ACCOUNT TRIAL BALANCE FOR FY24/JAN TO JUN

FUND 685

ACCOUNT NAME	BEG. BALANCE	DEBITS	CREDITS	NET CHANGE	END BALANCE
4 425 GEN 04/30/24 INV INVESTMENT ACQUIRED		570,443.71	.00	-30,352.48	
5 514 GEN 05/31/24 INV INVESTMENT ACQUIRED		30,707.22	.00	354.74	
6 431 GEN 06/28/24 INV INVESTMENT LIQUIDATED		.00	1,119,305.88	-1,118,951.14	
68502530-111400	8,453,044.29	827,009.41	1,945,960.55	-1,118,951.14	7,334,093.15
685.311030.000.000.111.40.111400.0000.00.					
CASH IN INVESTMENTS	1,874,947.75				
1 508 GEN 01/31/24 INV INVESTMENT ACQUIRED		33,237.19	.00	33,237.19	
2 429 GEN 02/29/24 INV INVESTMENT ACQUIRED		8,711.39	.00	41,948.58	
3 498 GEN 03/29/24 INV INVESTMENT LIQUIDATED		.00	25,433.78	16,514.80	
4 425 GEN 04/30/24 INV INVESTMENT ACQUIRED		8,164.68	.00	24,679.48	
5 514 GEN 05/31/24 INV INVESTMENT LIQUIDATED		.00	171,307.95	-146,628.47	
6 431 GEN 06/28/24 INV INVESTMENT LIQUIDATED		.00	11,814.41	-158,442.88	
68502660-111400	1,874,947.75	50,113.26	208,556.14	-158,442.88	1,716,504.87
685.311060.000.000.111.40.111400.0000.00.					
CASH IN INVESTMENTS	659.11				
1 508 GEN 01/31/24 INV INVESTMENT ACQUIRED		2.77	.00	2.77	
2 429 GEN 02/29/24 INV INVESTMENT ACQUIRED		2.88	.00	5.65	
3 498 GEN 03/29/24 INV INVESTMENT ACQUIRED		2.89	.00	8.54	
4 425 GEN 04/30/24 INV INVESTMENT ACQUIRED		2.71	.00	11.25	
5 514 GEN 05/31/24 INV INVESTMENT ACQUIRED		2.91	.00	14.16	
6 431 GEN 06/28/24 INV INVESTMENT ACQUIRED		2.81	.00	16.97	
68310190-111400	659.11	16.97	.00	16.97	676.08
685.311080.000.000.111.40.111400.0000.00.					
CASH IN INVESTMENTS	34,201.90				
1 508 GEN 01/31/24 INV INVESTMENT ACQUIRED		1,011.71	.00	1,011.71	
2 429 GEN 02/29/24 INV INVESTMENT ACQUIRED		4,507.29	.00	5,519.00	
3 498 GEN 03/29/24 INV INVESTMENT LIQUIDATED		.00	1,626.12	3,892.88	
4 425 GEN 04/30/24 INV INVESTMENT LIQUIDATED		.00	2,466.52	1,426.36	
5 514 GEN 05/31/24 INV INVESTMENT ACQUIRED		5,414.53	.00	6,840.89	
6 431 GEN 06/28/24 INV INVESTMENT LIQUIDATED		.00	1,770.52	5,070.37	
68502790-111400	34,201.90	10,933.53	5,863.16	5,070.37	39,272.27
685.311090.000.000.111.40.111400.0000.00.					
CASH IN INVESTMENTS	54,707.89				
1 508 GEN 01/31/24 INV INVESTMENT ACQUIRED		230.44	.00	230.44	
2 429 GEN 02/29/24 INV INVESTMENT ACQUIRED		238.87	.00	469.31	
3 498 GEN 03/29/24 INV INVESTMENT ACQUIRED		239.51	.00	708.82	
4 425 GEN 04/30/24 INV INVESTMENT ACQUIRED		1,120.68	.00	1,829.50	
5 514 GEN 05/31/24 INV INVESTMENT LIQUIDATED		.00	11,517.45	-9,687.95	
6 431 GEN 06/28/24 INV INVESTMENT ACQUIRED		233.79	.00	-9,454.16	
68502920-111400	54,707.89	2,063.29	11,517.45	-9,454.16	45,253.73
685.402010.000.000.111.40.111400.0000.00.					
CASH IN INVESTMENTS	143,411.17				
1 41 GEN 01/05/24 INV INVESTMENT ACQUIRED		720,000.00	.00	720,000.00	
1 50 GEN 01/08/24 INV INVESTMENT LIQUIDATED		.00	15,000.00	705,000.00	
1 238 GEN 01/18/24 INV INVESTMENT LIQUIDATED		.00	175,000.00	530,000.00	
2 59 GEN 02/06/24 INV INVESTMENT LIQUIDATED		.00	6,000.00	524,000.00	
2 222 GEN 02/16/24 INV INVESTMENT LIQUIDATED		.00	120,000.00	404,000.00	

45

ACCOUNT TRIAL BALANCE FOR FY24/JAN TO JUN
FUND 685

ACCOUNT NAME	BEG. BALANCE	DEBITS	CREDITS	NET CHANGE	END BALANCE
2 235 GEN 02/20/24 INV INVESTMENT LIQUIDATED		.00	16,000.00	388,000.00	
2 429 GEN 02/29/24 INV INVESTMENT ACQUIRED		157,000.00	.00	545,000.00	
3 79 GEN 03/07/24 INV INVESTMENT ACQUIRED		60,000.00	.00	605,000.00	
3 248 GEN 03/18/24 INV INVESTMENT LIQUIDATED		.00	140,000.00	465,000.00	
3 337 GEN 03/21/24 INV INVESTMENT ACQUIRED		65,000.00	.00	530,000.00	
4 51 GEN 04/04/24 INV INVESTMENT LIQUIDATED		.00	110,000.00	420,000.00	
4 246 GEN 04/18/24 INV INVESTMENT ACQUIRED		100,000.00	.00	520,000.00	
5 209 GEN 05/16/24 INV INVESTMENT ACQUIRED		1,060,000.00	.00	1,580,000.00	
5 324 GEN 05/23/24 INV INVESTMENT LIQUIDATED		.00	490,000.00	1,090,000.00	
5 514 GEN 05/31/24 INV INVESTMENT LIQUIDATED		.00	450,000.00	640,000.00	
6 66 GEN 06/06/24 INV INVESTMENT ACQUIRED		60,000.00	.00	700,000.00	
6 260 GEN 06/20/24 INV INVESTMENT LIQUIDATED		.00	105,000.00	595,000.00	
6 431 GEN 06/28/24 INV INVESTMENT LIQUIDATED		.00	678,411.17	-83,411.17	
68503050-111400	143,411.17	2,222,000.00	2,305,411.17	-83,411.17	60,000.00
685.402030.000.000.111.40.111400.0000.00.					
CASH IN INVESTMENTS	92,500.00				
3 79 GEN 03/07/24 INV INVESTMENT ACQUIRED		23,000.00	.00	23,000.00	
4 246 GEN 04/18/24 INV INVESTMENT LIQUIDATED		.00	2,000.00	21,000.00	
4 352 GEN 04/25/24 INV INVESTMENT LIQUIDATED		.00	29,000.00	-8,000.00	
5 209 GEN 05/16/24 INV INVESTMENT LIQUIDATED		.00	35,000.00	-43,000.00	
5 324 GEN 05/23/24 INV INVESTMENT LIQUIDATED		.00	25,000.00	-68,000.00	
5 514 GEN 05/31/24 INV INVESTMENT ACQUIRED		60,000.00	.00	-8,000.00	
6 66 GEN 06/06/24 INV INVESTMENT ACQUIRED		60,000.00	.00	52,000.00	
6 431 GEN 06/28/24 INV INVESTMENT LIQUIDATED		.00	144,500.00	-92,500.00	
68503180-111400	92,500.00	143,000.00	235,500.00	-92,500.00	.00
685.402060.000.000.111.40.111400.0000.00.					
CASH IN INVESTMENTS	361,000.00				
1 41 GEN 01/05/24 INV INVESTMENT ACQUIRED		13,000.00	.00	13,000.00	
2 59 GEN 02/06/24 INV INVESTMENT ACQUIRED		7,500.00	.00	20,500.00	
2 222 GEN 02/16/24 INV INVESTMENT ACQUIRED		25,000.00	.00	45,500.00	
2 429 GEN 02/29/24 INV INVESTMENT ACQUIRED		50,000.00	.00	95,500.00	
3 79 GEN 03/07/24 INV INVESTMENT ACQUIRED		33,000.00	.00	128,500.00	
4 51 GEN 04/04/24 INV INVESTMENT ACQUIRED		40,000.00	.00	168,500.00	
4 246 GEN 04/18/24 INV INVESTMENT ACQUIRED		40,000.00	.00	208,500.00	
5 209 GEN 05/16/24 INV INVESTMENT ACQUIRED		100,000.00	.00	308,500.00	
5 514 GEN 05/31/24 INV INVESTMENT ACQUIRED		640,000.00	.00	948,500.00	
6 66 GEN 06/06/24 INV INVESTMENT LIQUIDATED		.00	530,000.00	418,500.00	
6 431 GEN 06/28/24 INV INVESTMENT ACQUIRED		8,500.00	.00	427,000.00	
68503310-111400	361,000.00	961,500.00	530,000.00	431,500.00	792,500.00
685.402080.000.000.111.40.111400.0000.00.					
CASH IN INVESTMENTS	46,341.33				
2 59 GEN 02/06/24 INV INVESTMENT LIQUIDATED		.00	1,000.00	-1,000.00	
2 222 GEN 02/16/24 INV INVESTMENT LIQUIDATED		.00	1,000.00	-2,000.00	
6 66 GEN 06/06/24 INV INVESTMENT ACQUIRED		1,000.00	.00	-1,000.00	
68503440-111400	46,341.33	1,000.00	2,000.00	-1,000.00	45,341.33
685.402090.000.000.111.40.111400.0000.00.					
CASH IN INVESTMENTS	274,117.51				

46

ACCOUNT TRIAL BALANCE FOR FY24/JAN TO JUN
FUND 685

ACCOUNT NAME	BEG. BALANCE	DEBITS	CREDITS	NET CHANGE	END BALANCE
2 59 GEN 02/06/24 INV INVESTMENT ACQUIRED		60,000.00	.00	60,000.00	
3 337 GEN 03/21/24 INV INVESTMENT ACQUIRED		1,000.00	.00	61,000.00	
4 246 GEN 04/18/24 INV INVESTMENT LIQUIDATED		.00	205,000.00	-144,000.00	
5 209 GEN 05/16/24 INV INVESTMENT ACQUIRED		6,000.00	.00	-138,000.00	
6 66 GEN 06/06/24 INV INVESTMENT ACQUIRED		2,000.00	.00	-136,000.00	
68503570-111400	274,117.51	69,000.00	205,000.00	-136,000.00	138,117.51
685.403010.000.000.111.40.111400.0000.00.	2,857,449.96				
CASH IN INVESTMENTS	2,857,449.96				
1 156 GEN 01/12/24 INV INVESTMENT LIQUIDATED		.00	267,254.16	-267,254.16	
1 508 GEN 01/31/24 INV INVESTMENT LIQUIDATED		.00	242,823.57	-510,077.73	
2 222 GEN 02/16/24 INV INVESTMENT ACQUIRED		24,262.42	.00	-485,815.31	
2 235 GEN 02/20/24 INV INVESTMENT LIQUIDATED		.00	290,613.31	-776,428.62	
2 429 GEN 02/29/24 INV INVESTMENT ACQUIRED		214,287.34	.00	-562,141.28	
3 237 GEN 03/15/24 INV INVESTMENT LIQUIDATED		.00	284,241.30	-846,382.58	
3 498 GEN 03/29/24 INV INVESTMENT ACQUIRED		172,448.03	.00	-673,934.55	
4 155 GEN 04/15/24 INV INVESTMENT LIQUIDATED		.00	264,267.10	-938,201.65	
4 425 GEN 04/30/24 INV INVESTMENT ACQUIRED		408,908.27	.00	-529,293.38	
5 203 GEN 05/15/24 INV INVESTMENT ACQUIRED		989,903.16	.00	460,609.78	
5 453 GEN 05/30/24 INV INVESTMENT LIQUIDATED		.00	1,137,844.95	-677,235.17	
6 188 GEN 06/14/24 INV INVESTMENT LIQUIDATED		.00	46,555.77	-723,790.94	
6 431 GEN 06/28/24 INV INVESTMENT LIQUIDATED		.00	679,361.48	-1,403,152.42	
68503700-111400	2,857,449.96	1,809,809.22	3,212,961.64	-1,403,152.42	1,454,297.54
685.403030.000.000.111.40.111400.0000.00.	206,082.85				
CASH IN INVESTMENTS	206,082.85				
1 156 GEN 01/12/24 INV INVESTMENT LIQUIDATED		.00	80,296.69	-80,296.69	
2 222 GEN 02/16/24 INV INVESTMENT LIQUIDATED		.00	1,638.83	-81,935.52	
3 237 GEN 03/15/24 INV INVESTMENT ACQUIRED		675.35	.00	-81,260.17	
4 155 GEN 04/15/24 INV INVESTMENT ACQUIRED		72,511.12	.00	-8,749.05	
5 203 GEN 05/15/24 INV INVESTMENT ACQUIRED		72,977.44	.00	64,228.39	
5 453 GEN 05/30/24 INV INVESTMENT LIQUIDATED		.00	20,499.99	43,728.40	
6 188 GEN 06/14/24 INV INVESTMENT ACQUIRED		689.26	.00	44,417.66	
6 431 GEN 06/28/24 INV INVESTMENT ACQUIRED		27,773.42	.00	72,191.08	
68503830-111400	206,082.85	174,626.59	102,435.51	72,191.08	278,273.93
685.403060.000.000.111.40.111400.0000.00.	635,254.14				
CASH IN INVESTMENTS	635,254.14				
1 156 GEN 01/12/24 INV INVESTMENT ACQUIRED		24,341.53	.00	24,341.53	
2 222 GEN 02/16/24 INV INVESTMENT ACQUIRED		13,771.39	.00	38,112.92	
3 237 GEN 03/15/24 INV INVESTMENT ACQUIRED		197,728.07	.00	235,840.99	
4 155 GEN 04/15/24 INV INVESTMENT ACQUIRED		133,319.82	.00	369,160.81	
5 203 GEN 05/15/24 INV INVESTMENT ACQUIRED		997,203.50	.00	1,366,364.31	
5 453 GEN 05/30/24 INV INVESTMENT LIQUIDATED		.00	469,590.48	896,773.83	
6 188 GEN 06/14/24 INV INVESTMENT ACQUIRED		366,378.68	.00	1,263,152.51	
68503960-111400	635,254.14	1,732,742.99	469,590.48	1,263,152.51	1,898,406.65
685.403080.000.000.111.40.111400.0000.00.	437,561.44				
CASH IN INVESTMENTS	437,561.44				
1 156 GEN 01/12/24 INV INVESTMENT LIQUIDATED		.00	5,742.80	-5,742.80	
1 508 GEN 01/31/24 INV INVESTMENT LIQUIDATED		.00	11,425.36	-17,168.16	
2 222 GEN 02/16/24 INV INVESTMENT ACQUIRED		4,116.01	.00	-13,052.15	

47

ACCOUNT TRIAL BALANCE FOR FY24/JAN TO JUN

FUND 685

ACCOUNT NAME	BEG. BALANCE	DEBITS	CREDITS	NET CHANGE	END BALANCE
2 429 GEN 02/29/24 INV INVESTMENT LIQUIDATED		.00	730.08	-13,782.23	
3 237 GEN 03/15/24 INV INVESTMENT LIQUIDATED		.00	11,032.07	-24,814.30	
3 498 GEN 03/29/24 INV INVESTMENT ACQUIRED		7,758.53	.00	-17,055.77	
4 197 GEN 04/17/24 INV INVESTMENT ACQUIRED		6,299.93	.00	-10,755.84	
4 425 GEN 04/30/24 INV INVESTMENT LIQUIDATED		.00	3,136.54	-13,892.38	
5 203 GEN 05/15/24 INV INVESTMENT ACQUIRED		3,180.22	.00	-10,712.16	
5 453 GEN 05/30/24 INV INVESTMENT LIQUIDATED		.00	34,643.13	-45,355.29	
6 188 GEN 06/14/24 INV INVESTMENT LIQUIDATED		.00	9,243.38	-54,598.67	
6 431 GEN 06/28/24 INV INVESTMENT ACQUIRED		8,579.28	.00	-46,019.39	
68504090-111400	437,561.44	29,933.97	75,953.36	-46,019.39	391,542.05
685.403090.000.000.111.40.111400.0000.00.					
CASH IN INVESTMENTS	335,048.20				
1 156 GEN 01/12/24 INV INVESTMENT ACQUIRED		1,437.58	.00	1,437.58	
2 222 GEN 02/16/24 INV INVESTMENT ACQUIRED		1,492.85	.00	2,930.43	
3 237 GEN 03/15/24 INV INVESTMENT ACQUIRED		1,498.11	.00	4,428.54	
4 155 GEN 04/15/24 INV INVESTMENT ACQUIRED		1,401.44	.00	5,829.98	
5 203 GEN 05/15/24 INV INVESTMENT ACQUIRED		1,506.60	.00	7,336.58	
6 188 GEN 06/14/24 INV INVESTMENT ACQUIRED		1,459.80	.00	8,796.38	
68504220-111400	335,048.20	8,796.38	.00	8,796.38	343,844.58
685.404010.000.000.111.40.111400.0000.00.					
CASH IN INVESTMENTS	693,486.11				
1 508 GEN 01/31/24 INV INVESTMENT ACQUIRED		95,000.00	.00	95,000.00	
2 429 GEN 02/29/24 INV INVESTMENT ACQUIRED		60,500.00	.00	155,500.00	
3 498 GEN 03/29/24 INV INVESTMENT LIQUIDATED		.00	75,000.00	80,500.00	
4 425 GEN 04/30/24 INV INVESTMENT ACQUIRED		500,000.00	.00	580,500.00	
5 514 GEN 05/31/24 INV INVESTMENT LIQUIDATED		.00	85,000.00	495,500.00	
6 431 GEN 06/28/24 INV INVESTMENT LIQUIDATED		.00	433,000.00	62,500.00	
68504350-111400	693,486.11	655,500.00	593,000.00	62,500.00	755,986.11
685.404030.000.000.111.40.111400.0000.00.					
CASH IN INVESTMENTS	1,204,665.00				
1 508 GEN 01/31/24 INV INVESTMENT ACQUIRED		7,900.00	.00	7,900.00	
2 429 GEN 02/29/24 INV INVESTMENT LIQUIDATED		.00	1,900.00	6,000.00	
3 498 GEN 03/29/24 INV INVESTMENT LIQUIDATED		.00	8,000.00	-2,000.00	
4 425 GEN 04/30/24 INV INVESTMENT ACQUIRED		5,000.00	.00	3,000.00	
6 431 GEN 06/28/24 INV INVESTMENT LIQUIDATED		.00	2,250.00	750.00	
68504480-111400	1,204,665.00	12,900.00	12,150.00	750.00	1,205,415.00
685.404050.000.000.111.40.111400.0000.00.					
CASH IN INVESTMENTS	64,787.16				
1 508 GEN 01/31/24 INV INVESTMENT ACQUIRED		275.00	.00	275.00	
2 429 GEN 02/29/24 INV INVESTMENT ACQUIRED		350.00	.00	625.00	
3 498 GEN 03/29/24 INV INVESTMENT ACQUIRED		1,200.00	.00	1,825.00	
4 425 GEN 04/30/24 INV INVESTMENT ACQUIRED		250.00	.00	2,075.00	
5 514 GEN 05/31/24 INV INVESTMENT ACQUIRED		300.00	.00	2,375.00	
6 431 GEN 06/28/24 INV INVESTMENT ACQUIRED		300.00	.00	2,675.00	
68504610-111400	64,787.16	2,675.00	.00	2,675.00	67,462.16
685.404060.000.000.111.40.111400.0000.00.					
CASH IN INVESTMENTS	22,187.39				

48

ACCOUNT TRIAL BALANCE FOR FY24/JAN TO JUN
FUND 685

ACCOUNT NAME	BEG. BALANCE	DEBITS	CREDITS	NET CHANGE	END BALANCE
PER JNL SRC EFF DATE REFERENCE					
1 508 GEN 01/31/24 INV INVESTMENT ACQUIRED		325.00	.00	325.00	
2 429 GEN 02/29/24 INV INVESTMENT ACQUIRED		650.00	.00	975.00	
3 498 GEN 03/29/24 INV INVESTMENT ACQUIRED		700.00	.00	1,675.00	
4 425 GEN 04/30/24 INV INVESTMENT ACQUIRED		500.00	.00	2,175.00	
5 514 GEN 05/31/24 INV INVESTMENT ACQUIRED		900.00	.00	3,075.00	
6 431 GEN 06/28/24 INV INVESTMENT ACQUIRED		800.00	.00	3,875.00	
68504740-111400	22,187.39	3,875.00	.00	3,875.00	26,062.39
685.404080.000.000.111.40.111400.0000.00.					
CASH IN INVESTMENTS	26,020.76				
1 508 GEN 01/31/24 INV INVESTMENT ACQUIRED		100.00	.00	100.00	
2 429 GEN 02/29/24 INV INVESTMENT ACQUIRED		638.00	.00	738.00	
3 498 GEN 03/29/24 INV INVESTMENT ACQUIRED		200.00	.00	938.00	
4 425 GEN 04/30/24 INV INVESTMENT ACQUIRED		1,250.00	.00	2,188.00	
5 514 GEN 05/31/24 INV INVESTMENT LIQUIDATED		.00	750.00	1,438.00	
6 431 GEN 06/28/24 INV INVESTMENT ACQUIRED		1,000.00	.00	2,438.00	
68504883-111400	26,020.76	3,188.00	750.00	2,438.00	28,458.76
685.404090.000.000.111.40.111400.0000.00.					
CASH IN INVESTMENTS	152,839.79				
2 429 GEN 02/29/24 INV INVESTMENT LIQUIDATED		.00	152,000.00	-152,000.00	
3 498 GEN 03/29/24 INV INVESTMENT ACQUIRED		156,000.00	.00	4,000.00	
5 514 GEN 05/31/24 INV INVESTMENT ACQUIRED		100.00	.00	4,100.00	
6 431 GEN 06/28/24 INV INVESTMENT ACQUIRED		1,100.00	.00	5,200.00	
68504895-111400	152,839.79	157,200.00	152,000.00	5,200.00	158,039.79
TOTALS FOR FUND 685					
SCHOOL DISTRICTS	20,862,041.08	13,214,287.28	12,443,174.66	771,112.62	21,633,153.70
690 WATER DISTRICTS					
690.001010.000.000.111.40.111400.0000.00.					
CASH IN INVESTMENTS	711.57				
69000080-111400	711.57	.00	.00	.00	711.57
690.001045.000.000.111.40.111400.0000.00.					
CASH IN INVESTMENTS	1,048.51				
69000180-111400	1,048.51	.00	.00	.00	1,048.51
690.002010.000.000.111.40.111400.0000.00.					
CASH IN INVESTMENTS	27,481.80				
69000430-111400	27,481.80	.00	.00	.00	27,481.80
690.002020.000.000.111.40.111400.0000.00.					
CASH IN INVESTMENTS	26,983.79				
69000480-111400	26,983.79	.00	.00	.00	26,983.79
690.002065.000.000.111.40.111400.0000.00.					
CASH IN INVESTMENTS	118,781.64				
69000530-111400	118,781.64	.00	.00	.00	118,781.64
690.002130.000.000.111.40.111400.0000.00.					

49

ACCOUNT TRIAL BALANCE FOR FY24/JAN TO JUN
FUND 690

ACCOUNT NAME	BEG. BALANCE	DEBITS	CREDITS	NET CHANGE	END BALANCE
CASH IN INVESTMENTS	8,533.18				
69000580-111400	8,533.18	.00	.00	.00	8,533.18
690.003020.000.000.111.40.111400.0000.00.					
CASH IN INVESTMENTS	147,734.80				
69000680-111400	147,734.80	.00	.00	.00	147,734.80
690.005010.000.000.111.40.111400.0000.00.					
CASH IN INVESTMENTS	120,000.00				
4 29 GEN 04/03/24 INVACQ INVESTMENT ACQUIRED		454,123.87	.00	454,123.87	
4 256 GEN 04/19/24 INV INVESTMENT LIQUIDATED		.00	452,791.08	1,332.79	
69000880-111400	120,000.00	454,123.87	452,791.08	1,332.79	121,332.79
690.005020.000.000.111.40.111400.0000.00.					
CASH IN INVESTMENTS	379,343.10				
1 238 GEN 01/18/24 INV INVESTMENT ACQUIRED		1,998.55	.00	1,998.55	
2 2 GEN 02/01/24 INV INVESTMENT ACQUIRED		48,409.51	.00	50,408.06	
2 75 GEN 02/07/24 INV INVESTMENT ACQUIRED		1,989.89	.00	52,397.95	
3 78 GEN 03/06/24 INV INVESTMENT ACQUIRED		1,962.10	.00	54,360.05	
4 51 GEN 04/04/24 INV INVESTMENT ACQUIRED		2,156.57	.00	56,516.62	
5 58 GEN 05/08/24 INV INVESTMENT ACQUIRED		2,251.20	.00	58,767.82	
6 163 GEN 06/13/24 INV INVESTMENT ACQUIRED		2,187.30	.00	60,955.12	
69000930-111400	379,343.10	60,955.12	.00	60,955.12	440,298.22
690.005030.000.000.111.40.111400.0000.00.					
CASH IN INVESTMENTS	42,867.07				
1 238 GEN 01/18/24 INV INVESTMENT ACQUIRED		181.06	.00	181.06	
2 75 GEN 02/07/24 INV INVESTMENT ACQUIRED		187.53	.00	368.59	
3 78 GEN 03/06/24 INV INVESTMENT ACQUIRED		188.00	.00	556.59	
4 51 GEN 04/04/24 INV INVESTMENT ACQUIRED		176.63	.00	733.22	
5 58 GEN 05/08/24 INV INVESTMENT ACQUIRED		189.40	.00	922.62	
6 163 GEN 06/13/24 INV INVESTMENT ACQUIRED		183.74	.00	1,106.36	
69000980-111400	42,867.07	1,106.36	.00	1,106.36	43,973.43
690.005050.000.000.111.40.111400.0000.00.					
CASH IN INVESTMENTS	21,516.87				
1 238 GEN 01/18/24 INV INVESTMENT ACQUIRED		6,386.70	.00	6,386.70	
2 75 GEN 02/07/24 INV INVESTMENT ACQUIRED		6,411.28	.00	12,797.98	
3 78 GEN 03/06/24 INV INVESTMENT ACQUIRED		6,436.82	.00	19,234.80	
4 51 GEN 04/04/24 INV INVESTMENT ACQUIRED		6,464.89	.00	25,699.69	
5 58 GEN 05/08/24 INV INVESTMENT ACQUIRED		6,503.34	.00	32,203.03	
6 163 GEN 06/13/24 INV INVESTMENT ACQUIRED		6,526.33	.00	38,729.36	
69000032-111400	21,516.87	38,729.36	.00	38,729.36	60,246.23
690.005070.000.000.111.40.111400.0000.00.					
CASH IN INVESTMENTS	44,732.75				
1 238 GEN 01/18/24 INV INVESTMENT ACQUIRED		188.94	.00	188.94	
2 75 GEN 02/07/24 INV INVESTMENT ACQUIRED		195.70	.00	384.64	
3 78 GEN 03/06/24 INV INVESTMENT ACQUIRED		196.18	.00	580.82	
4 51 GEN 04/04/24 INV INVESTMENT ACQUIRED		184.32	.00	765.14	
5 58 GEN 05/08/24 INV INVESTMENT ACQUIRED		197.64	.00	962.78	
6 163 GEN 06/13/24 INV INVESTMENT ACQUIRED		191.73	.00	1,154.51	

ACCOUNT TRIAL BALANCE FOR FY24/JAN TO JUN

FUND 690

ACCOUNT NAME	BEG. BALANCE	DEBITS	CREDITS	NET CHANGE	END BALANCE
69001130-111400	44,732.75	1,154.51	.00	1,154.51	45,887.26
TOTALS FOR FUND 690					
WATER DISTRICTS	939,735.08	556,069.22	452,791.08	103,278.14	1,043,013.22
800 TREASURER'S DAILY CASH					
800.000000.000.010.111.40.111400.0000.00.					
CASH IN INVESTMENTS ST POOL	39,596,648.15				
1 41 GEN 01/05/24 INV INVESTMENT ACQUIRED		2,900,000.00	.00		2,900,000.00
1 50 GEN 01/08/24 INV INVESTMENT ACQUIRED		181,456.01	.00		3,081,456.01
1 130 GEN 01/10/24 INV INVESTMENT LIQUIDATED		.00	1,600,000.00		1,481,456.01
1 156 GEN 01/12/24 INV INVESTMENT LIQUIDATED		.00	1,000,000.00		481,456.01
1 159 GEN 01/16/24 INV INVESTMENT LIQUIDATED		.00	390,151.77		91,304.24
1 238 GEN 01/18/24 INV INVESTMENT LIQUIDATED		.00	1,500,000.00		-1,408,695.76
1 254 GEN 01/19/24 INV INVESTMENT ACQUIRED		11,000.00	.00		-1,397,695.76
1 358 GEN 01/25/24 INV INVESTMENT LIQUIDATED		.00	2,400,000.00		-3,797,695.76
1 416 GEN 01/26/24 INV INVESTMENT ACQUIRED		600,000.00	.00		-3,197,695.76
1 508 GEN 01/31/24 INV INVESTMENT ACQUIRED		4,517,100.00	.00		1,319,404.24
2 2 GEN 02/01/24 INV INVESTMENT LIQUIDATED		.00	48,409.51		1,270,994.73
2 25 GEN 02/05/24 INVACQ INVESTMENT ACQUIRED		5,000,000.00	.00		6,270,994.73
2 75 GEN 02/07/24 INV INVESTMENT LIQUIDATED		.00	6,784.40		6,264,210.33
2 113 GEN 02/08/24 INV INVESTMENT LIQUIDATED		.00	3,264,000.00		3,000,210.33
2 118 GEN 02/09/24 INV INVESTMENT LIQUIDATED		.00	456,930.56		2,543,279.77
2 151 GEN 02/13/24 INV INVESTMENT LIQUIDATED		.00	3,900,000.00		-1,356,720.23
2 204 GEN 02/15/24 INV INVESTMENT ACQUIRED		2,189.00	.00		-1,354,531.23
2 222 GEN 02/16/24 INV INVESTMENT ACQUIRED		53,996.16	.00		-1,300,535.07
2 235 GEN 02/20/24 INV INVESTMENT ACQUIRED		296,192.80	.00		-1,004,342.27
2 301 GEN 02/22/24 INV INVESTMENT ACQUIRED		175,900.00	.00		-828,442.27
2 307 GEN 02/23/24 INVLIQ INVESTMENT LIQUIDATED		.00	2,900,000.00		-3,728,442.27
2 408 GEN 02/28/24 INV INVESTMENT ACQUIRED		4,600.00	.00		-3,723,842.27
2 429 GEN 02/29/24 INV INVESTMENT LIQUIDATED		.00	473,548.03		-4,197,390.30
3 34 GEN 03/05/24 INV INVESTMENT ACQUIRED		10,500,845.56	.00		6,303,455.26
3 78 GEN 03/06/24 INV INVESTMENT LIQUIDATED		.00	847,761.38		5,455,693.88
3 79 GEN 03/07/24 INV INVESTMENT LIQUIDATED		.00	5,000,000.00		455,693.88
3 94 GEN 03/08/24 INVACQ INVESTMENT ACQUIRED		1,000,000.00	.00		1,455,693.88
3 97 GEN 03/11/24 INV INVESTMENT ACQUIRED		194,272.31	.00		1,649,966.19
3 160 GEN 03/12/24 INV INVESTMENT LIQUIDATED		.00	1,950,000.00		-300,033.81
3 237 GEN 03/15/24 INV INVESTMENT ACQUIRED		95,371.84	.00		-204,661.97
3 248 GEN 03/18/24 INV INVESTMENT ACQUIRED		140,000.00	.00		-64,661.97
3 264 GEN 03/19/24 INV INVESTMENT LIQUIDATED		.00	1,000,000.00		-1,064,661.97
3 337 GEN 03/21/24 INV INVESTMENT LIQUIDATED		.00	2,500,000.00		-3,564,661.97
3 346 GEN 03/22/24 INV INVESTMENT LIQUIDATED		.00	1,400,000.00		-4,964,661.97
3 383 GEN 03/26/24 INVLIQ INVESTMENT LIQUIDATED		.00	3,500,000.00		-8,464,661.97
3 498 GEN 03/29/24 INV INVESTMENT ACQUIRED		5,000,000.00	.00		-3,464,661.97
4 4 GEN 04/01/24 INV INVESTMENT ACQUIRED		4,000,000.00	.00		535,338.03
4 29 GEN 04/03/24 INVACQ INVESTMENT ACQUIRED		1,650,000.00	.00		2,185,338.03
4 51 GEN 04/04/24 INV INVESTMENT LIQUIDATED		.00	3,300,000.00		-1,114,661.97
4 67 GEN 04/08/24 INV INVESTMENT ACQUIRED		1,000,000.00	.00		-114,661.97
4 126 GEN 04/11/24 INV INVESTMENT ACQUIRED		256,000.00	.00		141,338.03
4 155 GEN 04/15/24 INV INVESTMENT ACQUIRED		2,000,000.00	.00		2,141,338.03
4 197 GEN 04/17/24 INV INVESTMENT ACQUIRED		93,700.07	.00		2,235,038.10

51

ACCOUNT TRIAL BALANCE FOR FY24/JAN TO JUN
FUND 800

ACCOUNT NAME	BEG. BALANCE	DEBITS	CREDITS	NET CHANGE	END BALANCE
4 246 GEN 04/18/24 INV INVESTMENT ACQUIRED		7,000.00	.00	2,242,038.10	
4 256 GEN 04/19/24 INV INVESTMENT ACQUIRED		251,279.66	.00	2,493,317.76	
4 282 GEN 04/23/24 INV INVESTMENT ACQUIRED		1,200,000.00	.00	3,693,317.76	
4 352 GEN 04/25/24 INV INVESTMENT ACQUIRED		1,500,000.00	.00	5,193,317.76	
4 389 GEN 04/26/24 INV INVESTMENT ACQUIRED		16,000,000.00	.00	21,193,317.76	
4 396 GEN 04/29/24 INV INVESTMENT ACQUIRED		4,500,000.00	.00	25,693,317.76	
4 425 GEN 04/30/24 INV INVESTMENT ACQUIRED		7,000,000.00	.00	32,693,317.76	
5 18 GEN 05/02/24 INV INVESTMENT ACQUIRED		4,000,000.00	.00	36,693,317.76	
5 51 GEN 05/06/24 INV INVESTMENT ACQUIRED		3,000,000.00	.00	39,693,317.76	
5 58 GEN 05/08/24 INV INVESTMENT ACQUIRED		1,800,000.00	.00	41,493,317.76	
5 97 GEN 05/09/24 INV INVESTMENT LIQUIDATED		.00	4,000,000.00	37,493,317.76	
5 137 GEN 05/10/24 INV INVESTMENT LIQUIDATED		.00	3,700,000.00	33,793,317.76	
5 140 GEN 05/13/24 INV INVESTMENT LIQUIDATED		.00	5,500,000.00	28,293,317.76	
5 164 GEN 05/14/24 INV INVESTMENT ACQUIRED		4,500.00	.00	28,297,817.76	
5 203 GEN 05/15/24 INV INVESTMENT LIQUIDATED		.00	1,819,094.92	26,478,722.84	
5 209 GEN 05/16/24 INV INVESTMENT LIQUIDATED		.00	8,000,000.00	18,478,722.84	
5 228 GEN 05/17/24 INV INVESTMENT LIQUIDATED		.00	9,500,000.00	8,978,722.84	
5 255 GEN 05/21/24 INV INVESTMENT LIQUIDATED		.00	2,044,657.77	6,934,065.07	
5 311 GEN 05/22/24 INV INVESTMENT ACQUIRED		305,000.00	.00	7,239,065.07	
5 324 GEN 05/23/24 INV INVESTMENT LIQUIDATED		.00	452,935.75	6,786,129.32	
5 453 GEN 05/30/24 INV INVESTMENT LIQUIDATED		.00	6,000,000.00	786,129.32	
5 514 GEN 05/31/24 INV INVESTMENT ACQUIRED		2,046,805.74	.00	2,832,935.06	
6 66 GEN 06/06/24 INV INVESTMENT ACQUIRED		4,594,785.01	.00	7,427,720.07	
6 75 GEN 06/10/24 INV INVESTMENT LIQUIDATED		.00	3,500,000.00	3,927,720.07	
6 163 GEN 06/13/24 INV INVESTMENT LIQUIDATED		.00	3,656,819.42	270,900.65	
6 188 GEN 06/14/24 INV INVESTMENT LIQUIDATED		.00	312,728.59	-41,827.94	
6 216 GEN 06/18/24 INVLIQ INVESTMENT LIQUIDATED		.00	3,500,000.00	-3,541,827.94	
6 260 GEN 06/20/24 INV INVESTMENT ACQUIRED		909,808.11	.00	-2,632,019.83	
6 374 GEN 06/26/24 INVLIQ INVESTMENT LIQUIDATED		.00	4,000,000.00	-6,632,019.83	
6 431 GEN 06/28/24 INV INVESTMENT ACQUIRED		5,274,706.09	.00	-1,357,313.74	
80000010-111400	39,596,648.15	92,066,508.36	93,423,822.10	-1,357,313.74	38,239,334.41
800.000000.000.030.111.40.111400.0000.00.					
CASH IN INVESTMENTS AGENCY BND	13,574,610.26				
1 14 GEN 01/03/24 INV INVESTMENT LIQUIDATED		.00	519,347.00	-519,347.00	
1 156 GEN 01/12/24 INV INVESTMENT LIQUIDATED		.00	249,925.75	-769,272.75	
2 123 GEN 02/12/24 INV INVESTMENT ACQUIRED		499,478.50	.00	-269,794.25	
2 200 GEN 02/14/24 INVLIQ INVESTMENT LIQUIDATED		.00	249,191.50	-518,985.75	
2 204 GEN 02/15/24 INV INVESTMENT ACQUIRED		315,392.00	.00	-203,593.75	
3 346 GEN 03/22/24 INV INVESTMENT ACQUIRED		248,404.48	.00	44,810.73	
3 498 GEN 03/29/24 INV INVESTMENT LIQUIDATED		.00	250,000.00	-205,189.27	
4 256 GEN 04/19/24 INV INVESTMENT ACQUIRED		487,639.75	.00	282,450.48	
5 209 GEN 05/16/24 INV INVESTMENT LIQUIDATED		.00	250,000.00	32,450.48	
5 228 GEN 05/17/24 INV INVESTMENT ACQUIRED		479,378.94	.00	511,829.42	
6 66 GEN 06/06/24 INV INVESTMENT ACQUIRED		297,150.00	.00	808,979.42	
6 220 GEN 06/18/24 INVLIQ INVESTMENT LIQUIDATED		.00	250,000.00	558,979.42	
80000030-111400	13,574,610.26	2,327,443.67	1,768,464.25	558,979.42	14,133,589.68
800.000000.000.040.111.40.111400.0000.00.					
CASH IN INVESTMENTS - REG WARR	.00				
1 73 GEN 01/08/24 INVACQ INVESTMENT ACQUIRED		92,194.60	.00	92,194.60	
1 189 GEN 01/17/24 INV INVESTMENT ACQUIRED		836,885.20	.00	929,079.80	

52

ACCOUNT TRIAL BALANCE FOR FY24/JAN TO JUN
FUND 800

ACCOUNT PER	ACCOUNT NAME	JNL	SRC	EFF DATE	REFERENCE	BEG. BALANCE	DEBITS	CREDITS	NET CHANGE	END BALANCE
1	189	GEN	01/17/24	INV	INVESTMENT LIQUIDATED		.00	30,093.19	898,986.61	
1	310	GEN	01/24/24	INVLIQ	INVESTMENT LIQUIDATED		.00	107,098.61	791,888.00	
1	508	GEN	01/31/24	INV	INVESTMENT LIQUIDATED		.00	791,888.00	.00	
2	22	GEN	02/02/24	INV	INVESTMENT ACQUIRED	233,503.31		.00	233,503.31	
2	75	GEN	02/07/24	INV	INVESTMENT ACQUIRED	224,344.92		.00	457,848.23	
2	75	GEN	02/07/24	INV	INVESTMENT LIQUIDATED		.00	52,094.59	405,753.64	
2	113	GEN	02/08/24	INV	INVESTMENT LIQUIDATED		.00	20,353.27	385,400.37	
2	123	GEN	02/12/24	INV	INVESTMENT ACQUIRED	803,816.00		.00	1,189,216.37	
2	200	GEN	02/14/24	INVLIQ	INVESTMENT LIQUIDATED		.00	84,800.00	1,104,416.37	
2	235	GEN	02/20/24	INV	INVESTMENT ACQUIRED	356,219.62		.00	1,460,635.99	
2	408	GEN	02/28/24	INV	INVESTMENT LIQUIDATED		.00	76,255.45	1,384,380.54	
2	408	GEN	02/28/24	INV	INVESTMENT LIQUIDATED		.00	29,754.86	1,354,625.68	
2	408	GEN	02/28/24	INV	INVESTMENT LIQUIDATED		.00	116,639.86	1,237,985.82	
2	429	GEN	02/29/24	INV	INVESTMENT LIQUIDATED		.00	77,950.20	1,160,035.62	
2	429	GEN	02/29/24	INV	INVESTMENT LIQUIDATED		.00	803,816.00	356,219.62	
2	429	GEN	02/29/24	INV	INVESTMENT LIQUIDATED		.00	356,219.62	.00	
3	78	GEN	03/06/24	INV	INVESTMENT ACQUIRED	6,199.10		.00	6,199.10	
3	94	GEN	03/08/24	INVACQ	INVESTMENT ACQUIRED	153,388.90		.00	159,588.00	
3	208	GEN	03/13/24	INVACQ	INVESTMENT ACQUIRED	805,115.91		.00	964,703.91	
3	237	GEN	03/15/24	INV	INVESTMENT ACQUIRED	395,407.63		.00	1,360,111.54	
3	237	GEN	03/15/24	INV	INVESTMENT LIQUIDATED		.00	153,388.90	1,206,722.64	
3	264	GEN	03/19/24	INV	INVESTMENT ACQUIRED	107,892.01		.00	1,314,614.65	
3	291	GEN	03/20/24	INVLIQ	INVESTMENT LIQUIDATED		.00	6,199.10	1,308,415.55	
3	498	GEN	03/29/24	INV	INVESTMENT LIQUIDATED		.00	1,308,415.55	.00	
4	4	GEN	04/01/24	INV	INVESTMENT ACQUIRED	604,160.84		.00	604,160.84	
4	4	GEN	04/01/24	INV	INVESTMENT ACQUIRED	335,334.98		.00	939,495.82	
4	29	GEN	04/03/24	INVACQ	INVESTMENT ACQUIRED	39,773.00		.00	979,268.82	
4	85	GEN	04/09/24	INV	INVESTMENT ACQUIRED	31,214.90		.00	1,010,483.72	
4	142	GEN	04/12/24	INV	INVESTMENT ACQUIRED	796,140.00		.00	1,806,623.72	
4	197	GEN	04/17/24	INV	INVESTMENT LIQUIDATED		.00	490,160.84	1,316,462.88	
4	246	GEN	04/18/24	INV	INVESTMENT ACQUIRED	201,681.99		.00	1,518,144.87	
4	256	GEN	04/19/24	INV	INVESTMENT LIQUIDATED		.00	33,750.00	1,484,394.87	
4	282	GEN	04/23/24	INV	INVESTMENT LIQUIDATED		.00	120,023.00	1,364,371.87	
4	334	GEN	04/24/24	INV	INVESTMENT LIQUIDATED		.00	366,549.88	997,821.99	
4	389	GEN	04/26/24	INV	INVESTMENT LIQUIDATED		.00	997,821.99	.00	
5	514	GEN	05/31/24	INV	INVESTMENT ACQUIRED	204,692.78		.00	204,692.78	
6	12	GEN	06/04/24	INVLIQ	INVESTMENT LIQUIDATED		.00	204,692.78	.00	
6	194	GEN	06/17/24	INVACQ	INVESTMENT ACQUIRED	1,071,442.15		.00	1,071,442.15	
6	431	GEN	06/28/24	INV	INVESTMENT LIQUIDATED		.00	1,071,442.15	.00	
80000040-111400						.00	7,299,407.84	7,299,407.84	.00	.00
TOTALS FOR FUND 800										
TREASURER'S DAILY CASH						53,171,258.41	101,693,359.87	102,491,694.19	-798,334.32	52,372,924.09
REPORT TOTALS						247,586,573.64	140,611,964.29	131,152,751.97	9,459,212.32	257,045,785.96

** END OF REPORT - Generated by Lisa Frazier **

LGIP Daily Yield

Daily, 3-day, 7-day, 30-day and True 30-day yield earnings figures from the Local Government Investment Pool.

Daily Yield: The net earnings figure that is calculated daily using the investment income earned (excluding realized gains or losses) each day, assuming daily amortization and/or accretion of income of all fixed income securities held by the Fund, less the administrative fee.

7 Day Yield: The daily factor is reported on an annualized 7-day basis, using the daily factors from the previous 7 calendar days.

30 Day Yield: The daily factor is reported on an annualized 30-day basis, using the daily factors from the previous 30 calendar days.

True 30 Day Yield: The net daily earnings figure that is calculated using the total net earnings including realized gains and losses occurring each day, less the administrative fee.

Date

June 2024

Date	Daily Yield	7-Day Yield	30-Day Yield	True 30-Day Yield
06/30	5.422425	5.424370	5.425209	5.430650



Date	4 WEEKS BANK		8 WEEKS BANK		13 WEEKS BANK		17 WEEKS BANK		26 WEEKS BANK		52 WEEKS BANK	
	DISCOUNT	COUPON EQUIVALENT	DISCOUNT	COUPON EQUIVALENT	DISCOUNT	COUPON EQUIVALENT	DISCOUNT	COUPON EQUIVALENT	DISCOUNT	COUPON EQUIVALENT	DISCOUNT	COUPON EQUIVALENT
06/26/2024	5.24	5.33	5.25	5.37	5.24	5.38	5.22	5.39	5.14	5.35	4.89	5.14
06/27/2024	5.27	5.37	5.26	5.38	5.23	5.37	5.22	5.39	5.12	5.33	4.87	5.12
06/28/2024	5.27	5.37	5.27	5.39	5.22	5.36	5.22	5.39	5.11	5.32	4.86	5.11

Mason County Treasurer's Office
Bond Transaction Report
 January - June, 2024

	Date	Transaction Type	Num	Memo/Description	Amount	Balance
BONDS & LOANS - MASON COUNTY						\$ 16,550,121.08
MAS0144-2-1 PUBLIC WKS BD FUND						
		Beginning Balance				\$ 3,595,000.00
	05/31/2024	Journal Entry	WIRE	\$89,875.00 M-102263	\$ (835,000.00)	\$ 2,760,000.00
Total for MAS0144-2-1 PUBLIC WKS BD FUND					\$ (835,000.00)	
Mason County LTGO 2013 B - Jail						
		Beginning Balance				\$ 870,000.00
	05/31/2024	Journal Entry	WIRE	\$24,895.05 M-102263	\$ -	\$ 870,000.00
Total for Mason County LTGO 2013 B - Jail					\$ -	
MASON COUNTY LTGO 2020A REF BD						
		Beginning Balance				\$ 4,807,080.00
	05/31/2024	Journal Entry	CHECK	\$33,280.76 M-102275	\$ (13,588.27)	\$ 4,793,491.73
Total for MASON COUNTY LTGO 2020A REF BD					\$ (13,588.27)	
MASON COUNTY LTGO 2020B REF BD						
		Beginning Balance				\$ 1,079,815.00
	05/31/2024	Journal Entry	WIRE	M-102267 \$13,765.26	\$ -	\$ 1,079,815.00
Total for MASON COUNTY LTGO 2020B REF BD					\$ -	
MASON COUNTY LTGO 2021 REF BD						
		Beginning Balance				\$ 2,273,650.00
	05/31/2024	Journal Entry	WIRE	M-102266 \$18,189.20	\$ -	\$ 2,273,650.00
Total for MASON COUNTY LTGO 2021 REF BD					\$ -	
N Bay/Case Inlet LTGO REF 2017						
		Beginning Balance				\$ 3,670,000.00
	05/31/2024	Journal Entry	WIRE	\$66,187.50 M-102263	\$ -	\$ 3,670,000.00
Total for N Bay/Case Inlet LTGO REF 2017					\$ -	
WATER METER BEARDS COVE '18A						
		Beginning Balance				\$ 153,730.00
	06/14/2024	Journal Entry	WIRE	\$2,113.00 M-102651	\$ (1,322.00)	\$ 152,408.00
Total for WATER METER BEARDS COVE '18A					\$ (1,322.00)	
WATER METER BEARDS COVE '19						
		Beginning Balance				\$ 100,846.08
	02/05/2024	Journal Entry	WIRE	M-99328 \$1,575.72	\$ (786.28)	\$ 100,059.80
Total for WATER METER BEARDS COVE '19					\$ (786.28)	
Total for BONDS & LOANS - MASON COUNTY					\$ (850,696.55)	\$ 15,699,424.53

Wednesday, Jul 31, 2024 12:53:03 PM GMT-7