





Mason County Public Works Solid Waste Q3-2024 Financials

PRESENTED BY MASON COUNTY PUBLIC WORKS

2024 Solid Waste Overview



FTE
13



Operating
Budget
\$6,202,423



Capital
Budget
\$360,000



Hazardous
Household
Waste
850+



Annual Tons
of Recycling
600+



Annual Tons of
Solid Waste
50,000+

Solid Waste Operating Overview

01/01/2024 Solid Waste Beginning Balance was \$3,517,533. A breakdown of this beginning balance is:

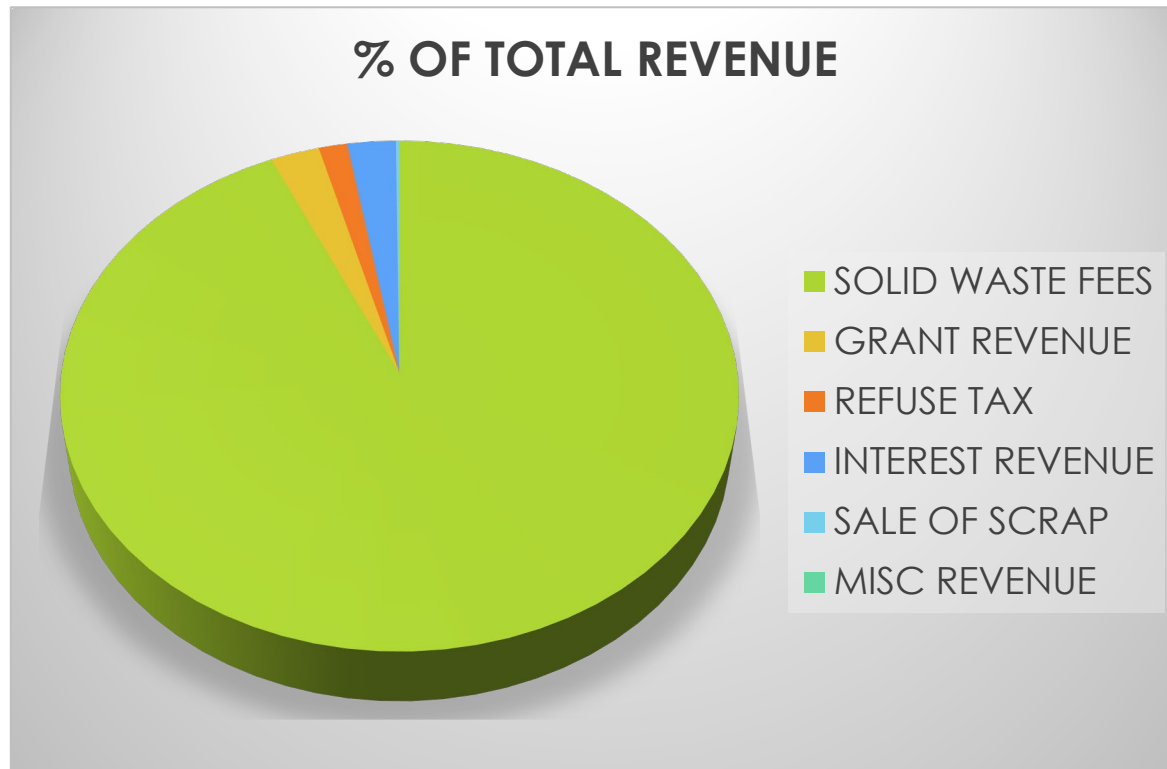
- 25% Operating Reserve \$1,534,356
- Capital Reserve Balance \$1,493,688
- ~7.5% Rate Stabilization \$ 459,636
- 2% Annual Capital Reserve \$ 29,873

Solid Waste Revenues: Budget-vs-Actual

DESCRIPTION	BUDGET	ACTUAL THRU Q3	REMAINING	% RECEIVED YTD
SOLID WASTE REVENUE	\$ 6,395,197	\$ 5,266,391	\$ 1,128,806	82%
GRANT REVENUE	392,617	143,647	248,970	37%
REFUSE TAX	230,227	84,176	146,051	37%
INTEREST REVENUE	107,000	142,080	(35,080)	133%
SALE OF SCRAP	20,000	9,848	10,152	49%
MISC REVENUE	65	113	(48)	174%
TOTAL	\$ 7,145,106	\$ 5,646,254	\$ 1,498,852	79%

79% of budgeted solid waste revenue has been collected thru the end of Q3-2024.

Solid Waste Revenues: Budget-vs-Actual



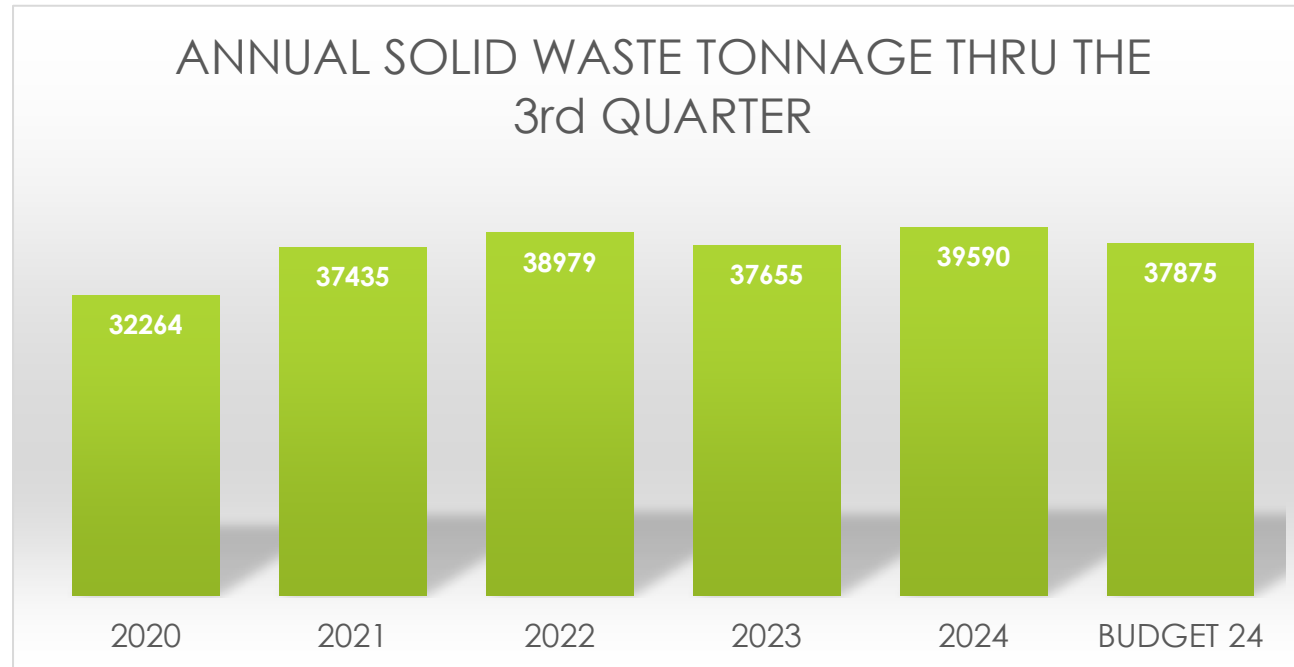
90% of budgeted solid waste revenue is from transfer station fees. It's crucial to manage these operations efficiently. A smaller share of revenue comes from grants, taxes, scrap metal sales, and interest revenue.

Solid Waste Expenses: Budget-vs-Actual

EXPENDITURES	2024 BUDGET	YTD THRU Q3-2024	AVAILABLE	% USED YTD
LONG HAUL DISPOSAL	\$ 3,563,481	\$ 2,617,540	\$ 945,941	73%
WAGES & BENEFITS	\$ 1,318,925	\$ 867,374	\$ 451,551	66%
SERVICES	\$ 916,517	\$ 578,061	\$ 338,456	63%
TAXES	\$ 202,000	\$ 174,042	\$ 27,958	86%
SUPPLIES	\$ 79,000	\$ 62,488	\$ 16,512	79%
HHW CONTRACT	\$ 60,500	\$ 30,030	\$ 30,470	50%
TIRE/LEACHATE DISPOSAL	\$ 32,000	\$ 25,652	\$ 6,348	80%
HHW DISPOSAL	\$ 30,000	\$ 12,536	\$ 17,464	42%
TOTAL	\$ 6,202,423	\$ 4,367,722	\$ 1,834,701	70.4%

The Operating Budget increased by \$65,000 per year with the addition of a new Solid Waste Attendant/Operator Position. 70.4% of budgeted solid waste expenses have been paid thru the end of Q3-2024.

Solid Waste Benchmarks



2024 Solid Waste Tonnage is up more than 5% from September 2023, however only 96% of anticipated budgeted tonnage of 37,875 thru three-quarters of the year.

Solid Waste Recycling Benchmarks

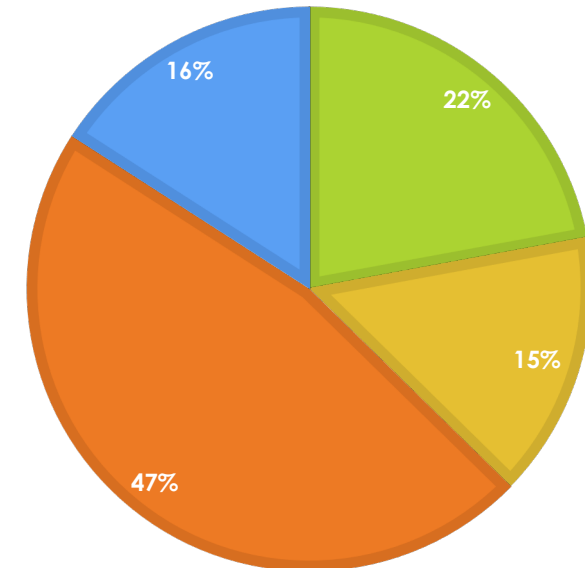
Recycling drop off is available at all 4 Solid Waste Transfer Facilities.

Clean materials accepted are:

- Dry corrugated cardboard (OCC)
- Newspaper, magazines, phone books & mixed papers (MWP)
- Glass bottles and jars without lids
- Plastic jugs and bottles without lids
- Aluminum and tin cans

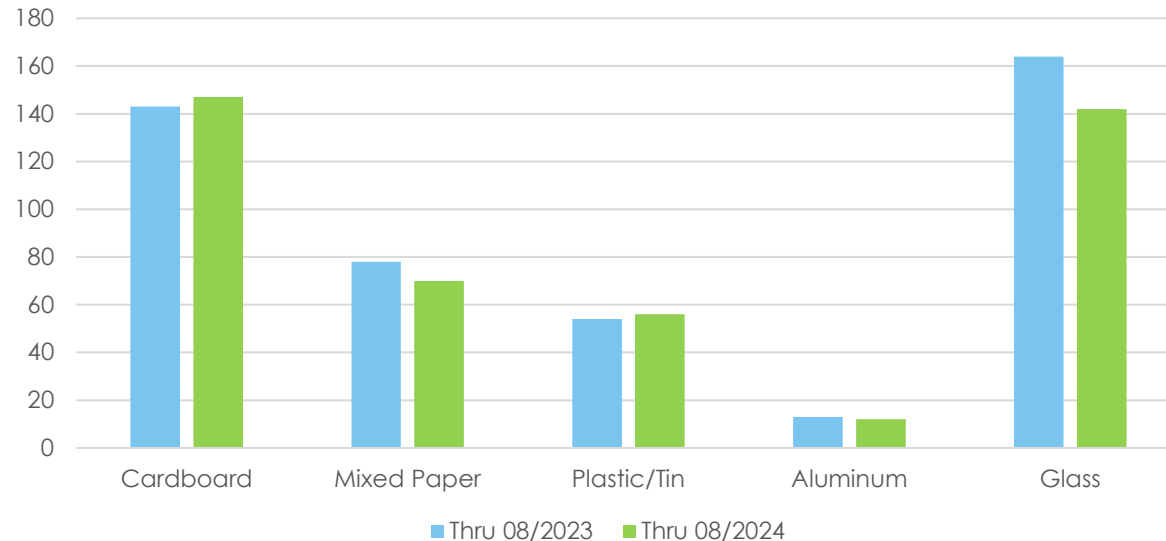
2024 RECYCLING BY LOCATION

■ Belfair ■ Hoodspout ■ Shelton ■ Union



Solid Waste Recycling Benchmarks

2023 vs 2024 RECYCLING TONNAGE
BY MATERIAL



A review of recycling by tonnage of materials finds that 2024 is more than 5% behind 2023 recycling benchmarks.

BY TONNAGE		
RECYCLED MATERIAL	Thru 08/2023	Thru 08/2024
Cardboard	143	147
Mixed Paper	78	70
Plastic/Tin	54	56
Aluminum	13	12
Glass	164	142
Total	452	427

Do you have additional questions?

Loretta Swanson, Director (360) 427-9670 Ext 769

Richard Dickinson, Dep. Director (360) 427-9670 Ext 652

Stephanie Buhrman, Finance Manager (360) 427-9670 Ext 388

Wendy Thompson, Office Specialist (360) 427-9670 Ext 199

[Mason County Utilities and Waste Management](#)