

RESOLUTION NO. 76-86

SPEED LIMITS
MASON COUNTY ROADS

WHEREAS, the speed limits on County roads in Mason County, Washington, were fixed by Resolution on April 20, 1981, as 50 miles per hour, except certain roads as otherwise posted; and,

WHEREAS, existing conditions on the following list of roads in Mason County warrant speed limit changes, as shows:

ROAD NO.	ROAD NAME	EXIST. SPEED	RECOM. SPEED	(AREA AFFECT) M.P. - M.P.	COMMENTS
01420	Beeville Loop	N/P	30	0.00 - 5.54	All
15500	Lynch Road	35	45	0.00 - 2.74	Portion
50890	Blevins Rd. So.	25	20	0.00 - 0.06	All
52310	Mikkelsen	N/P	25	0.00 - 0.72	All
57670	McReavy	35/45	45	1.06 - 1.85	Portion
60130	Mason Lk. Dr. W.	N/P	35	0.00 - 6.63	All
63010	Mason-Benson	N/P	45	0.00 - 2.86	Portion
83790	Mission Creek	25/NP	30	0.00 - 1.86	All
90100	Shelton-Matlock	25	35	0.91 - 1.38	Portion

PLAT OF OAK PARK

51310	Fir Drive	25	20	0.00 - 0.38	All
51320	Alder Place W.	25	20	0.00 - 0.03	"
51330	Maple Drive	25	20	0.00 - 0.12	"
51340	Alder Pl. E.	25	20	0.00 - 0.06	"
51350	Pine Place	25	20	0.00 - 0.02	"
51360	Oak Place	25	20	0.00 - 0.03	"
51370	Spruce Place	25	20	0.00 - 0.04	"
51380	Willow Place	25	20	0.00 - 0.05	"
51390	Elm Place	25	20	0.00 - 0.04	"
51420	Noble Place	25	20	0.00 - 0.05	"
51430	Hemlock Court	25	20	0.00 - 0.06	"
51440	Cypress Place	25	20	0.00 - 0.04	"
51450	Redwood Court	25	20	0.00 - 0.05	"
51460	Larch Place	25	20	0.00 - 0.06	"
51470	Cypress Court	25	20	0.00 - 0.07	"
51480	Hickory Place	25	20	0.00 - 0.06	"
51490	Hickory Court	25	20	0.00 - 0.06	"
51510	Fir Court	25	20	0.00 - 0.09	"
51520	Birch Place	25	20	0.00 - 0.03	"


PLAT OF LAKELAND VILLAGE

66950	Lakeshore Dr.	N/P	25	0.00 - 1.01	All
66960	Westlake Dr.	"	25	0.00 - 0.29	"
66970	Westlake Court	"	25	0.00 - 0.30	"
66980	Westlake Way	"	25	0.00 - 0.20	"
66990	Westlake Place	"	25	0.00 - 0.04	"
67100	Old Ranch Rd.	N/P	25	0.00 - 1.56	"
67110	Elma's Place	"	25	0.00 - 0.05	"
67170	Rainier Court	"	25	0.00 - 0.28	"
67190	Villageview Dr.	"	25	0.00 - 0.25	"
67330	Lake Forest Dr.	"	25	0.00 - 0.38	"
67400	Marine View Dr.	"	25	0.00 - 0.12	"
67470	Mountain View Dr.	"	25	0.00 - 0.51	"
67490	Channel Drive	"	25	0.00 - 0.28	"
67500	Bay Place	"	25	0.00 - 0.03	"
67510	Lakeshore Place	"	25	0.00 - 0.04	"
67530	North Bay Place	"	25	0.00 - 0.10	"
67590	Allynview Dr.	"	25	0.00 - 0.22	"
67600	Lakeland Way	"	25	0.00 - 0.23	"
67620	Country Club Dr.	"	25	0.00 - 0.49	"
67640	Fairway Drive	"	25	0.00 - 0.44	"
67650	Rainier Drive	"	25	0.00 - 0.52	"


THEREFORE, IT IS HEREBY RESOLVED AND ORDERED, that the speed limits are effective immediately on the above listed county roads as shown, and the County Engineer is directed to erect the necessary speed limit signs in conformity herewith.

DATED this 19th day of August, 1986.

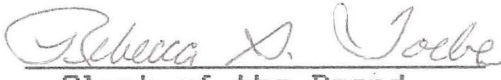
BOARD OF COUNTY COMMISSIONERS
Mason County, Washington


Chairperson


Member


Member

ATTEST:


Clerk of the Board

cc: Cmmrs.
Eng'r.
Sheriff